

*inspiration + products*  
**KITCHEN**

DISCOVER  
YOUR STYLE

Explore 12 designer rooms

SHOP PRODUCTS

Find the right design and experience

THE BOLD LOOK  
OF **KOHLER**





## THE HEART *of your home.*

Kitchens bring us together. It's where we gather for easy conversations over shared dishes with people we enjoy. It's also where life can get messy. So today's kitchens need to do double duty, not only be inviting and comfortable, but also help minimize the mess. At Kohler we design for both.

No matter where you fall on the "love to cook" and "love to entertain" spectrums, we have beautiful solutions to meet your needs. From touchless faucets to innovative sprays and from sleek big bowls to stackable accessories, KOHLER® kitchen products will help you design your dream kitchen.

Turn the page to get started.

# HOW to use this book

Ready to discover your dream kitchen? This book is designed to help you journey from dreaming to building. Here's your map.

# 1

## INSPIRATION

You want personality and style *and* lasting beauty. We get it, and we can help you design a look that does it all.

### Explore 6 Trends

White, Smoky, Noir, Pale, Pattern and Color


### Tour 12 Kitchens

Within each trend section, see how the look translates to traditional, transitional and modern kitchens.

# 2

## PLANNING

Before you dive into choosing specific products, we'll walk you through the more important things to keep in mind.



# 3

## PRODUCTS

Now the real fun starts – choosing the items that will actually bring the kitchen you’ve been dreaming of to life.

## KEEP AN EYE OUT

You’ll find tidbits of design and product advice throughout the book. Here’s a simple key to help you find what you need.

### WHAT'S TRENDING

Trends we think you'll love.



Helpful product details.



### SINK GUIDE

#### INSTALLATIONS

Be sure to follow the instructions for each type of installation. For more information, please refer to the sink and faucet manual. Consider your kitchen cabinet size and depth when selecting a sink. Not all sinks will fit in all cabinets.

- Top Mount**
  - Fits into a standard cabinet
  - Most common installation
- Drop-In Mount**
  - Fits into a standard cabinet
  - Easy to install and remove
- Apron-Front**
  - Fits into a cabinet with a full-width apron
  - Available in many configurations
  - Available in many materials
- Fit-In**
  - Fits into a cabinet with a full-width apron
  - Available in many configurations
  - Available in many materials
- Wall Mount**
  - Fits into a wall
  - Available in many materials
  - Available in many configurations

#### BOWL CONFIGURATIONS

Based on a bowl configuration, the sink can be installed in a single bowl or multiple bowl setup. The sink can be used for hand and a separate bowl for draining. Consider the size, shape and configuration of your sink.

- Single-Bowl**
  - Ideal for smaller spaces and sinks
  - Available in many materials
  - Available in many configurations
- Offset**
  - Space and convenient for washing and drying
  - Available in many materials
  - Available in many configurations
- Double-Equal**
  - Provides the most work surface in a double-bowl sink
  - Full range of depths including extra deep bowls
  - Most popular double-bowl sink configuration
- Bar Sinks**
  - Consider the quantity of additional work and storage space and not just your kitchen
  - Ideal for large, open-plan kitchens
  - Complement a large primary sink with an auxiliary sink
  - Ideal for light eating, drying, washing, scrubbing or rinsing



### KITCHEN SINKS

## KOHLER ENAMELED CAST IRON

Blaze-brown enameled cast iron is guaranteed not to chip, crack or burn! The cast-iron sink is built to last and is a complement to your countertop and cabinetry.

 <p><b>Kitchen Sink Single Bowl</b> 18" x 24" x 10" (457 x 610 x 254 mm) 18" x 24" x 10" (457 x 610 x 254 mm) 18" x 24" x 10" (457 x 610 x 254 mm)</p>	 <p><b>Kitchen Sink Double Bowl</b> 24" x 24" x 10" (610 x 610 x 254 mm) 24" x 24" x 10" (610 x 610 x 254 mm) 24" x 24" x 10" (610 x 610 x 254 mm)</p>	 <p><b>Kitchen Sink Bar Sink</b> 24" x 24" x 10" (610 x 610 x 254 mm) 24" x 24" x 10" (610 x 610 x 254 mm) 24" x 24" x 10" (610 x 610 x 254 mm)</p>
 <p><b>Kitchen Sink Single Bowl</b> 18" x 24" x 10" (457 x 610 x 254 mm) 18" x 24" x 10" (457 x 610 x 254 mm) 18" x 24" x 10" (457 x 610 x 254 mm)</p>	 <p><b>Kitchen Sink Double Bowl</b> 24" x 24" x 10" (610 x 610 x 254 mm) 24" x 24" x 10" (610 x 610 x 254 mm) 24" x 24" x 10" (610 x 610 x 254 mm)</p>	 <p><b>Kitchen Sink Bar Sink</b> 24" x 24" x 10" (610 x 610 x 254 mm) 24" x 24" x 10" (610 x 610 x 254 mm) 24" x 24" x 10" (610 x 610 x 254 mm)</p>
 <p><b>Kitchen Sink Single Bowl</b> 18" x 24" x 10" (457 x 610 x 254 mm) 18" x 24" x 10" (457 x 610 x 254 mm) 18" x 24" x 10" (457 x 610 x 254 mm)</p>	 <p><b>Kitchen Sink Double Bowl</b> 24" x 24" x 10" (610 x 610 x 254 mm) 24" x 24" x 10" (610 x 610 x 254 mm) 24" x 24" x 10" (610 x 610 x 254 mm)</p>	 <p><b>Kitchen Sink Bar Sink</b> 24" x 24" x 10" (610 x 610 x 254 mm) 24" x 24" x 10" (610 x 610 x 254 mm) 24" x 24" x 10" (610 x 610 x 254 mm)</p>

For more information, please visit [www.kohler.com](http://www.kohler.com)

# ONLINE *resources*

While we have designed this book to be as comprehensive as possible, there is so much more. We update content regularly and invite you to visit often.

## *Inspiration*


ideas.KOHLER.com  
#kohlerideas


## *Products & Tools*


us.KOHLER.com

## *Social Media*

 [pinterest.com/kohlerco](https://pinterest.com/kohlerco)


 [bold.KOHLER.com](https://bold.KOHLER.com)

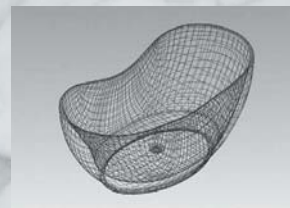
 [houzz.com/pro/kohlerco/kohler](https://houzz.com/pro/kohlerco/kohler)

 [instagram.com/kohlerco](https://instagram.com/kohlerco)

 [youtube.com/user/kohler](https://youtube.com/user/kohler)

 [twitter.com/kohler](https://twitter.com/kohler)

 [facebook.com/kohler](https://facebook.com/kohler)



## *Guides*

Learn more about how to choose the best products for your needs.

[KOHLER.com/KitchenSinkGuide](https://KOHLER.com/KitchenSinkGuide)  
[KOHLER.com/KitchenFaucetGuide](https://KOHLER.com/KitchenFaucetGuide)

## *Kitchen Planner*

Mix and match sink, faucet, counter, wall and cabinet options before you choose.

[KohlerKitchenPlanner.com](https://KohlerKitchenPlanner.com)

## *Ideas*

Get additional design ideas and inspiration for your next project.

[ideas.KOHLER.com/Kitchen](https://ideas.KOHLER.com/Kitchen)

## *Design Tools*

Access 2- and 3-D product drawings to help as you lay out your space.

[KOHLER.com/DesignTools](https://KOHLER.com/DesignTools)

## *Find Your Style*

Not sure how to define your style? Find it at [ideas.KOHLER.com/Style](https://ideas.KOHLER.com/Style)



# CONTENTS

## *INSPIRATION*

### **14 WHITE**

- 18 Garden Galley
- 24 LA Essentials

### **30 SMOKY**

- 34 Latticed Luxe
- 40 Rio Revelry

### **46 NOIR**

- 50 Gentleman's Black
- 56 Platinum Peaks

### **62 PALE**

- 66 Copper Cottage
- 72 Modern Mirage

### **78 PATTERN**

- 82 American Plum
- 88 Blue Opulence

### **94 COLOR**

- 98 Emerald View
- 104 Marine Modern



## *PLANNING*

- 114 Designing a Kitchen to Fit Your Life
- 120 Designing the Look
- 132 Designing the Experience

# CONTENTS

## *GET INSPIRED* *by our guest designers*

- 20 Courtney Cachet
- 36 Mark Williams
- 68 Kim Lewis
- 90 Julia Buckingham
- 106 Kerrie Kelly

## *PRODUCTS*

### **144 SINKS**

- 146 Sink Guide
- 152 KOHLER® Enameled Cast Iron
- 156 Neoroc™ Composite
- 158 Stainless Steel

### **164 FAUCETS**


- 166 Faucet Guide
- 172 Touchless
- 174 Pull-Down
- 176 Pullout
- 178 Standard Spout
- 180 Pot Fillers
- 182 Bar & Beverage

### **184 ACCESSORIES**

- 186 Accessories Guide
- 188 Universal Accessories
- 190 Other Accessories







## *RESOURCES*

- 196 KOHLER Colors & Finishes
- 198 Kitchen Sink Colors
- 200 Kitchen Faucet Features
- 202 Kitchen Faucet Finishes
- 204 Glossary

# TRENDS & ROOMS *at a glance*

Here is a quick look at how our trends and rooms are organized. Each of the six trends is featured in two rooms. These rooms fall within a range from traditional to modern styles. However, since design styles rarely fit neatly into boxes, we've placed each room along a spectrum from traditional to modern.

*WHITE*

*SMOKY*

*NOIR*

TRADITIONAL

Garden Galley | 18



Gentleman's Black | 50



TRANSITIONAL

Latticed Luxe | 34



Platinum Peaks | 56



MODERN

LA Essentials | 24



Rio Revelry | 40



*PALE*

*PATTERN*

*COLOR*

American Plum | 82



TRADITIONAL

Copper Cottage | 66



Blue Opulence | 88



Emerald View | 98



TRADITIONAL

Modern Mirage | 72




Marine Modern | 104



MODERN

*INSPIR*

# *ATTION*



Bright and airy, white has seen an uptick in popularity, especially in the kitchen where its association with cleanliness has added appeal. And as the next two kitchens reveal, white is a favorite of designers from LA to NYC.

*white*



arte





# WHITE

White space. It lets the eye rest and calms the mind. And as the main ingredient in any ensemble, white invites a certain lightness of being, a sense of untethered possibility. In the kitchen, white speaks to clean simplicity.

Designers today choose white as the defining color for traditional as well as ultramodern spaces. Exceptionally versatile, it runs the gamut from futuristic and otherworldly to soft and cozy. As always, white remains a daringly elegant choice.

Q For inspiration, search **WHITE** at [ideas.KOHLER.com](https://ideas.kohler.com)



18 **TRADITIONAL**  
Garden Galley



24 **MODERN**  
LA Essentials



# garden galley



## **WHITE** | TRADITIONAL

New York-based designer Courtney Cachet chose a white-on-white color palette for this traditional galley kitchen. Juxtaposing modern faucets and hardware designs against a coffered ceiling and arched doorway, Cachet combines classic and contemporary design to create a wonderfully welcoming kitchen.

To see more of this room, visit [ideas.KOHLER.com/GardenGalley](https://ideas.KOHLER.com/GardenGalley)

# Q&A

WITH DESIGNER COURTNEY CACHET



*Why is white such a lasting look across design trends?*

Trends come and go but white kitchens are overwhelmingly the most popular. They feel clean and bright. Since it is typically the first place homeowners go in the morning, white makes a lot of sense. This is how you start your day.

*How does your finish choice, Vibrant Brushed Bronze, inform other elements in the room?*

It felt like a vintage brass. With all the glam hardware and the brass finished hood, I didn't want something super bright. This feels more elegant. And it adds just enough to highlight the metallic flecks in the Lusso counters.



Designed to be practical as well as beautiful, the kitchen features two sinks. The primary apron-front single-bowl sink is perfect for washing big pots and pans, while the smaller prep sink makes the kitchen comfortable for two cooks working together.



*Do you have any design tips for people with galley kitchens?*

Add more design. Often, we are more inclined to keep small spaces ultrasimple but that's all wrong. Small spaces need more design and decor – and it's much easier when you have two equal sides! Go for it.

*Do you have a general design tip for homeowners?*

Don't wait to make your home fabulous. Don't wait till your children get older or the proverbial "when we have more time." There's never enough time. Make it happen and you'll thank me later.

*New York-based celebrity designer and TV personality, Courtney Cachet is known for her designs including home decor accessories, paper goods and furniture.*

 To see more of this room, visit [ideas.KOHLER.com/GardenGalley](https://ideas.KOHLER.com/GardenGalley)



Bend it up or down, swivel or fold it out of the way, the Karbon® faucet puts water where you need it.



### WHAT'S TRENDING

Farmhouse sinks aren't just for the farm. With apron-front designs that range from sleek stainless steel to handcrafted enameled cast iron, farmhouse sinks are finding their way into kitchens everywhere.

*Don't wait to make your home fabulous.* – Courtney Cachet



GET THIS LOOK





Whitehaven® sinks are available with a shortened apron, that is perfect for retrofitting to existing cabinets.



Texture and tone are the heroes of this kitchen. High-gloss enameled cast iron is set against matte walls and cabinets, and bronze faucet and gold hardware finishes draw out the gold tones in the counter and backsplash. Dark wood floors ground the white with warmth and depth.

To see more of this room, visit [ideas.KOHLER.com/GardenGalley](https://ideas.KOHLER.com/GardenGalley)




- 1 | Karbon® Deck-Mount Kitchen Faucet (K-6227-C15-BV)
- 2 | Whitehaven Self-Trimming® Under-Mount Single-Bowl Kitchen Sink with Short Apron (K-6488-FF)
- 3 | Karbon Wall-Mount Kitchen Faucet (K-6228-C15-BV)
- 4 | Napa™ Under-Mount Bar Sink (K-5848-FF)
- 5 | Purist® 18" Towel Bar (K-14435-BGD)
- 6 | Benjamin Moore® Simply White Paint OC-117
- 7 | Benjamin Moore White Dove Paint OC-17

- 8 | Silestone Lusso – Designed by Courtney Cachet
- 9 | The Home Depot Bruce Engineered Hardwood, Montrose Amberwood 0557AWY
- 10 | ANN SACKS® Calacatta Borghini Mosaic Tile (AS10126/AS10140)

Not Shown:  
Look In The Attic Ring Pulls  
ATG Stores Bar Pulls

Featured Colors & Finishes:  
FF Sea Salt™ | BV Vibrant® Brushed Bronze |  
BGD Vibrant Moderne Brushed Gold






HOME TOUR

# LA ESSENTIALS

**WHITE** | MODERN

Perched high on a Hollywood hill, this ultramodern home designed by Warren Techentin Architects makes the most of its commanding vistas with expansive spaces that are perfect for entertaining.

 *To see more of this home, visit [ideas.KOHLER.com/LA-Essentials](https://ideas.KOHLER.com/LA-Essentials)*







Fresh filtered water is always at the ready with a Wellspring® beverage faucet.



Adjacent to the pool and overlooking the glittering lights of LA far below, the casual kitchen is a natural gathering spot for cooking and eating together. A window slides open for easy access to an outdoor dining room.

### WHAT'S TRENDING

Spaces that allow us to blur the lines between inside and out with features like glass windows and walls are becoming less about luxury and more must-have.



With deep bowls and premium stainless steel, Strive® kitchen sinks are the home chef's dream.






If space allows, combining your cooktop, prep sink and counter seating into one large island creates the perfect spot for family and friends to gather for cooking and noshing.

+ Poise® kitchen and bar sinks are handcrafted from our most durable steel.

Keeping the focus on the surrounding views and life outside, smooth walnut doors hide an elegant wet bar and unexpected flourish of color.




Matte Black finish on the Purist faucet complements the richness of Ogassian tile backsplash.



Continue the tour online.  
See how designers at Warren Techentin Architects brought their vision to life throughout the home.

[To see more of this home visit, ideas.KOHLER.com/LA-Essentials](https://ideas.KOHLER.com/LA-Essentials)



## GET THIS LOOK




- 1 | Sensate® Pull-Down Touchless Kitchen Faucet (K-72218-VS)
- 2 | Contemporary Soap/Lotion Dispenser (K-1995-VS)
- 3 | Strive® Under-Mount Single-Bowl Kitchen Sink with Accessories (K-5285-NA)
- 4 | Wellspring® Beverage Faucet with Contemporary Design (K-6665-VS)
- 5 | Poise® Under-Mount Bar Sink (K-3391-NA)


### Bar Area:

- 6 | Purist® Bar Faucet (K-7509-BL)
- 7 | Contemporary Soap/Lotion Dispenser (K-1995-BL)
- 8 | Porto Fino™ Under-Mount Bar Sink (K-6565-7)
- 9 | Ann Sacks® Ogassian Concrete Field Tile, Japanese Geo (AS14255)

### Featured Colors & Finishes:

7 Black Black™ | VS Vibrant Stainless | BL Matte Black





Gold-hued browns and rich woods suffuse our smoky kitchens with an earthy elegance. From sculptural simplicity to tropical iridescence, the designer kitchens that follow showcase the smoky trend at its finest.

# Smoo



# OKW





# SMOKY



A sultry mix of rich flavor and subtle spice, this moody color palette is filled with blazing golds and sun-kissed caramels. At once warm and earthy, smoky celebrates nature's textures and tones across a wide mix of materials both organic and synthetic.

In the kitchen, smoky colors often ground a space and establish a sense of calm. Designers build on that base, layering copper and brass hues and bringing out a quiet but impactful vitality.

Q For inspiration, search SMOKY at [ideas.KOHLER.com](https://ideas.kohler.com)



34 TRANSITIONAL  
Latticed Luxe



40 MODERN  
Rio Revelry





# LATTICED LUXE

## SMOKY | TRANSITIONAL

Tucked above a vibrant cityscape, Mark Williams' loft kitchen is an urban cooking and entertaining enthusiast's dream. Nymbus countertops paired with richly grained slab-wood cabinets evoke an organic warmth, while the exposed brick and black accents bring a masculine sensibility into play.

To see more of this room, visit  
[ideas.KOHLER.com/LatticedLuxe](https://ideas.KOHLER.com/LatticedLuxe)

# Q&A

WITH DESIGNER MARK WILLIAMS

## *How is kitchen design changing as men spend more time in there?*

This particular kitchen definitely has a masculine side to it. I think people tend to feel darker colors and strong woodgrain are more masculine design elements, but we did try to soften that with the subtle curved shape of the backsplash behind the range and the textured subway tile on the back wall.


## *How do you see the smoky trend playing out in the kitchen?*

I think it works really well with today's open plan living spaces. When kitchens were sequestered on their own, they didn't necessarily need to blend in with the aesthetic of the rest of the home. Now, kitchens need to be a little bit more luxurious in their palette and style. I think this smoky style incorporates all of that; it's even a little sexy.

## *How do you go about incorporating both matte and high sheen in a kitchen?*

A successful space is typically a composition of compelling opposition, new and old, hard and soft, shiny and matte...These oppositional pairings, when used strategically and with precision, make more interesting spaces that can continue to evolve over time. It makes everything feel a little less formulaic.

*Mark Williams specializes in both architectural design and interior design. He has developed a reputation for creating balanced, beautiful spaces by considering the architectural and interior design as a single process.*

 To see more of this room, visit [ideas.KOHLER.com/LatticedLuxe](https://ideas.KOHLER.com/LatticedLuxe)



In open lofts, privacy screens can help define separate living areas while maintaining an open concept ambiance



Fill pots the easy way  
with HiRise pot filler.




### WHAT'S TRENDING

In keeping with a desire for clutter-free spaces, many kitchens now feature sinks that use and store stackable accessories. The more streamlined a space is visually, the more organized it feels.

Efficiency is built into each area from the sink to the cooktop. Stages™ sinks and accessories were designed specifically to support mise en place food prep. And the wood cutting board slides snugly across the top of the sink, covering used dishes while providing a workspace.



 To see more of this room, visit [ideas.KOHLER.com/LatticedLuxe](https://ideas.KOHLER.com/LatticedLuxe)



Think about your backsplash as an opportunity to be creative – bring in a new material or design element.



Stages sink and accessories were designed with the home chef in mind.



The bridge design of the Purist faucet nods to the industrial chic style of this loft kitchen.

**GET THIS LOOK**



- 1 | Purist® Bridge Kitchen Faucet with Sidespray (K-7548-4-CP)
- 2 | Stages™ Under-Mount Single-Bowl Kitchen Sink with Accessories (K-3761-NA)
- 3 | HiRise Wall-Mount Pot Filler (K-7322-4-S)
- 4 | ANN SACKS® Foundation Brick (AS14242)
- 5 | Silestone Nymbus Countertop and Backsplash
- 6 | ANN SACKS Cote d'Azure Limestone Field Tile (AS14842)
- 7 | ANN SACKS Ogassian Brise Geo Weave Screen Block Concrete Field Tile (AS15441)
- 8 | Benjamin Moore® Simply White Paint OC-117
- 9 | Benjamin Moore Luxe Paint AF-580
- 10 | Benjamin Moore Weimaraner AF-155


Not Shown:  
Hefele Westin L-Profile Drawer Pull in Aluminum

Featured Colors & Finishes:  
CP Polished Chrome | S Polished Stainless

# RIO REVELRY

## **SMOKY** | MODERN

Brazilian design influences give this kitchen its sleek, spirited energy. Walnut cabinets with vertical slats throughout combine with an opalescent backsplash to create a tropical minimalist paradise.

 To see more of this room, visit [ideas.KOHLER.com/RioRevelry](https://ideas.KOHLER.com/RioRevelry)








Riverby® enameled cast iron sinks in Cane Sugar™ draw out the more subtle notes of the brilliant backsplash.




Four bold and dynamic elements come together in Rio Revelry. Dark vertical wood slats establish a solid uniformity against an abstract concrete floor. Both have a subtle masculine edge softened by birds of paradise wallpaper and a shimmering feather backsplash.


Endlessly shifting from playful pinks and blues to sunny golds and browns, the iridescent backsplash with metallic veining brings movement and vitality to the design.

 To see more of this room, visit [ideas.KOHLER.com/RioRevelry](https://ideas.KOHLER.com/RioRevelry)



The Riverby sink family includes primary and prep sinks so you can coordinate both areas.





Introduce a curvy organic pattern if you have strong, clean lines that you want to interrupt and balance.

#### WHAT'S TRENDING

Brazilian minimalism is hot right now. Bringing together natural warmth and exuberant pattern, it's modern made lively.



A splash of cool, a Vibrant<sup>®</sup> Stainless finish on the Evoke<sup>®</sup> faucet stands out against the heat of the iridescent tile.




If dark wood is your first choice for cabinets in the kitchen, choose light-colored floors and counters to keep it airy and open.



GET THIS LOOK



- 1 | Evoke® Pullout Kitchen Faucet (K-6331-VS)
- 2 | Riverby® Under-Mount Large/Medium Kitchen Sink with Accessories (K-8669-5UA3-FD)
- 3 | Evoke Pullout Bar Faucet (K-6332-VS)
- 4 | Riverby Under-Mount Single-Bowl Kitchen Sink with Sink Rack (K-5872-5UA1-FD)
- 5 | Silestone Blanco Maple Countertop
- 6 | ANN SACKS® Chrysalis Plume Mosaics Tile (AS13013)
- 7 | ANN SACKS Ogassian Concrete Tile (AS14416)
- 8 | Benjamin Moore® Rural Earth Paint 1239
- 9 | Witch & Watchmen Amazonia Wallpaper



Featured Colors & Finishes:  
 FD Sugar Cane™ | VS Vibrant Stainless



*mo*



# ur

Glamorous and formal. Edgy and fresh. Design just doesn't get more sophisticated. We love the drama black brings to both of the kitchens that follow, from urban classic to mountain getaway.





# NOIR



A perennial favorite in interior design, black is a practiced shapeshifter, able to straddle the worlds of both classic and contemporary styles with confidence.

And today black's iconic beauty is making its presence felt in the kitchen more frequently, especially with the recent debut of black stainless steel appliances. Building on this trend, designers are introducing vibrant metals and layering textures to bring even more depth to predominantly black spaces.

Q For inspiration, search **BLACK** at [ideas.KOHLER.com](https://ideas.kohler.com)



50 **TRADITIONAL**  
Gentleman's Black



56 **TRANSITIONAL**  
Platinum Peaks



A modern kitchen featuring dark wood cabinetry with glass-fronted upper cabinets. A white marble island with a sink and a brass faucet is the central focus. A contemporary lighting fixture with five warm-toned bulbs hangs over the island. In the background, a white subway tile backsplash and a black pendant light are visible. The overall aesthetic is a blend of traditional and contemporary design.

# gentleman's BLACK

## **NOIR** | TRADITIONAL

While we designed this space to be firmly rooted in a traditional aesthetic, we've interjected contemporary elements as well. The combination brings a fresh, of-the-moment feel to this black-tie design.

🔪 To see more of this room, visit  
[ideas.KOHLER.com/GentlemansBlack](https://ideas.KOHLER.com/GentlemansBlack)



### WHAT'S TRENDING

Glass-front cabinets capture the same sentiment as wildly popular open-front cabinets while preserving a more formal attitude.



Artifacts® drawer pulls and cabinet knobs help create a polished, coordinated look.

With a deep hue like black, it's best to layer textures to heighten visual interest.



Edwardian-inspired Artifacts® bar faucets introduce vintage character.





Our unique Artifacts<sup>®</sup> offset handle turns from side to side instead of from front to back to avoid hitting the backsplash.

The Artifacts Victorian prep faucet combines traditional detailing with the ease of a single-handle control.

GET THIS LOOK



1



3



5



6



2




4



9




10



11

To see more of this room, visit  
[ideas.KOHLER.com/GentlemansBlack](https://ideas.KOHLER.com/GentlemansBlack)



- 1 | Artifacts® Pull-Down Kitchen Faucet with Offset Valve (K-99260-SN)
- 2 | Iron/Tones® Smart Divide® Under-Mount Large/Medium Kitchen Sink (K-6625-7)
- 3 | Artifacts Victorian Bar Faucet (K-99267-SN)
- 4 | Strive® Under-Mount Bar Sink with Sink Rack (K-5287-NA)
- 5 | Artifacts Gentleman's™ Bar Faucet (K-99268-SN)
- 6 | Artifacts Wall-Mount Pot Filler (K-99270-SN)
- 7 | Artifacts Knob (K-72578-SN)
- 8 | Artifacts Pull (K-72579-SN)

- 9 | ANN SACKS® Savoy Field Tile (AS10252)
  - 10 | Statuary Classic Marble
  - 11 | Absolute Black Granite
  - 12 | ANN SACKS Nero Marquina Marble Tile (AS9715)
  - 13 | ANN SACKS Dolomite Corina Tile (AS15228)
  - 14 | Benjamin Moore® Flat White Winged Dove Paint 1457
  - 15 | Benjamin Moore Flat Black Satin Paint 2131-10
- Featured Colors & Finishes:  
 7 Black Black™ | SN Vibrant Polished Nickel





# PLATINUM PEAKS


## NOIR | TRANSITIONAL


Open concept homes that combine living and task areas require an extra dose of thoughtful design to make the space not only practical but artful. Our Platinum Peaks kitchen pairs a luxe black and platinum palette with Nordic minimalism to create a welcoming mountain retreat.

To see more of this room, visit  
[ideas.KOHLER.com/PlatinumPeaks](https://ideas.KOHLER.com/PlatinumPeaks)



Spaces that invite multiple uses are seeing an uptick in popularity. From prepping the meal to dining to watching TV by the fire après-ski, this space lets you do it all.

 To see more of this room, visit [ideas.KOHLER.com/PlatinumPeaks](https://ideas.KOHLER.com/PlatinumPeaks)





Sensate<sup>®</sup> touchless  
faucets with Sweep<sup>®</sup> spray  
streamline cleanup.



Cutout handles  
keep the cabinets  
free from hardware  
and the space more  
streamlined.



We're loving the trend of mixing urban grittiness with polished luxe — like contrasting concrete counters with the platinum travertine.



### WHAT'S TRENDING

Stacking the washer and dryer conveniently off the kitchen is a brilliant solution for a first-floor utility space in multiuse areas.



A hardworking combination for a utility room application, the Whitehaven® single-bowl sink and Sensate® touchless faucet are perfect for project cleanups.




GET THIS LOOK



- 1 | Sensate® Pull-Down Touchless Kitchen Faucet (K-72218-2BZ)
- 2 | Brookfield™ Under-Mount Double-Equal Kitchen Sink (K-5846-5U-7)
- 3 | Whitehaven® Self-Trimming® Under-Mount Single-Bowl Kitchen Sink with Tall Apron (K-5827-95)
- 4 | Benjamin Moore® Black Satin Paint 2131-10
- 5 | Piet Boon Con-07 Concrete Wallpaper by NLXL
- 6 | ANN SACKS® Lux Mosaics Tile (AS15221)
- 7 | Venetian Plaster Poured Concrete Floor
- 8 | Cosentino Surface by Dekton in Keon



Featured Colors & Finishes:  
 7 Black Black™ | 95 Ice™ Grey | 2BZ Oil Rubbed Bronze



Barely there blues and muted desert hues set the tone for our pale kitchens. Celebrating the softer side of life with calm and uplifting colors, a pale palette invites people into a space and convinces them to stay.

*n*

The image features three elegant glassware items on a light-colored surface. On the left, a coupe glass contains a vibrant orange drink with a dollop of white cream and a garnish of orange slices and small green and red fruits. In the center, a tall, slender glass holds a similar drink with a thick layer of white cream on top. On the right, a stemmed glass holds a smooth, light-orange beverage topped with a slice of grapefruit. The background is a bright, out-of-focus window. A large, white, cursive word is overlaid across the bottom half of the image.

# ale







# PALE

Soft and welcoming, stepping into a pale room is like slipping into your favorite cashmere sweater. Perhaps because it reminds us of spring and color on the verge of blooming, we find something wonderfully optimistic about a pale palette. It feels like possibility.

And pales make sense for today's kitchens. As the space becomes more about sharing time and experiences together, palettes that put people at ease and encourage connection continue to trend.

Q For inspiration, search PALE at [ideas.KOHLER.com](https://ideas.kohler.com)



66 TRANSITIONAL  
Copper Cottage



72 MODERN  
Modern Mirage

# COPPER COTTAGE





**PALE | TRANSITIONAL**

Focusing her talents for tiny house design on the kitchen, Kim Lewis created this light-infused cottage space for homeowners who want to scale back and reconnect with nature. Cool hues drawn from the natural world bring the outdoors in and create a serene, surprisingly hardworking kitchen.

*To see more of this room, visit [ideas.KOHLER.com/CopperCottage](https://ideas.KOHLER.com/CopperCottage)*



Efficiency is crucial in a tiny kitchen where every detail matters. To that end, custom copper and painted-wood shelving affords easy access to well-used items. And a movable island serves as prep area, cooktop and dining area.

Creating the illusion of spaciousness, banks of windows extend the view, and off-white lapboard walls fade into the background.



## WHAT'S TRENDING

A newfound love of '50s and '60s design has put Scandinavian minimalism back on the map. The best works blend a commitment to utility with sleek organic design.

# Q&A

WITH DESIGNER KIM LEWIS

### *How does proportion come into play when designing a tiny house?*

Scale is EVERYTHING when designing a tiny house. Every inch literally matters. Appliances must be compact, yet functional. This lifestyle requires certain sacrifices, so elements like counter space come at a premium. Multifunction is the key word.

### *How does color choice impact the feel of spaces within a tiny house?*

In tiny spaces, I like to use color more for optical illusions. Paint the ceiling, to push the height visually. Just because a space is smaller, does not mean you have to use color less ... you just have to use it wisely. For this design, I used soft colors on the cabinets with large windows above, pulling the colors from the outdoors in.


### *Why do you think Nordic design is hot right now?*

Mid-century furniture was designed to work for the space, while keeping lines clean, light and subtle. The frames and scale of Nordic furniture lends itself well to smaller spaces. I wanted the space to feel inviting, warm and organic, while appealing to a modern crowd.

### *Why did you choose Matte Black for the faucet finish?*

I wanted balance between organic and modern. Neutral and natural doesn't have to mean soft.

*Kim Lewis, best known as the Lead Designer behind ABC's "Extreme Makeover: Home Edition," has recently designed tiny homes for FYI's "Tiny House Nation."*

 To see more of this room, visit [ideas.KOHLER.com/CopperCottage](https://ideas.KOHLER.com/CopperCottage)

Hayridge® design on the Whitehaven® sink introduces an element of handcrafted artistry.



Open shelves need curating to keep them from feeling cluttered. Storing spices and dry goods in pretty containers and jars adds character.



The Purist® faucet provides a modern counterpoint to the farmhouse sink. ✦

Bright white enameled cast iron set against Olivia counters and cabinets in Morning Sky Blue creates a dynamic interaction between soft and bold colors.



**GET THIS LOOK**



- 1 | Purist® Pullout Kitchen Faucet (K-7505-BL)
- 2 | Whitehaven® Self-Trimming® Under-Mount Single-Bowl Kitchen Sink with Tall Apron and Hayridge® Design (K-6351-0)
- 3 | Silestone Olivia Countertop and Backsplash
- 4 | Benjamin Moore® Simply White Paint OC-117
- 5 | Benjamin Moore Kittery Point Green Paint HC-119
- 6 | Benjamin Moore Morning Sky Blue Paint 2053-70
- 7 | White Washed Wood

Not Shown:  
 Schoolhouse Electric Card File Pull in Satin Copper  
 Schoolhouse Electric Mid-Century Knob in Satin Copper

Featured Colors & Finishes: 0 White | BL Matte Black

HOME TOUR

# MODERN MIRAGE

**PALE** | MODERN

The task of redesigning Gerald and Betty Ford's California estate for life in the 21st century fell to gifted designer Darren Brown. While honoring the home's architectural roots, Brown exchanged pristine '70s decor for quiet, desert-toned minimalism.



To see more of this room, visit  
[ideas.KOHLER.com/ModernMirage](https://ideas.KOHLER.com/ModernMirage)









If you choose a monochromatic color palette, layer a variety of materials and textures to create visual interest.



Durable stainless steel makes Vault... a perfect choice for the outdoor sink area.





+ Two Cape Dory<sup>®</sup> sinks with large single bowls provide ample space for multiple cooks to share tasks.

#### WHAT'S TRENDING

People are focusing their design efforts on kitchens that let them do it all – cook, entertain, dine and simply hang out.

Reflective surfaces, from a mirrored backsplash to custom cabinetry, serve to keep the focus on the landscape outside. The window bank above the primary sink slides open to further blur the line between inside and out.



Metal finishes are coming into their own as design elements, offering support or a counterbalance to the primary color palette.

+ Enameled cast iron sinks in Cashmere™ echo the kitchen's muted desert tones.





Explore Darren Brown's redesign of Gerald and Betty Ford's former Palm Springs estate.

🏠 To see more of this home, visit [ideas.KOHLER.com/ModernMirage](https://ideas.KOHLER.com/ModernMirage)

## GET THIS LOOK



- 1 | Purist® Pullout Kitchen Faucet (K-7505-CP)
- 2 | Cape Dory® Under-Mount Single-Bowl Kitchen Sink (K-5864-5U-K4)
- 3 | Purist Pullout Bar Faucet (K-7506-CP)
- 4 | Vault™ Top-Mount Bar Sink (K-3840-1-NA)
- 5 | Benjamin Moore® Tapestry Beige OC-32
- 6 | Silestone Ariel Countertop

Featured Colors & Finishes: **K4** Cashmere™ | **CP** Polished Chrome



*put*



Prim or playful. Small or supersized. Pattern gives you free rein to explore. Both of the kitchens that follow are expressions of exciting threads within the pattern trend – exaggerated detail and iridescence.

# Pattern





# PATTERN

Pattern mash-ups have taken the fashion world by storm and are making a bold statement in interior design. It's true that pattern has always had a place in home decor, but a willingness to combine patterns like floral and geometric or to play with scale in surprising ways is a new twist on a familiar theme.

Kitchen design provides a unique opportunity to work with an exceptionally wide variety of materials, so it's rife with possibilities for pattern.

🔍 *For inspiration, search PATTERN at [ideas.KOHLER.com](https://ideas.kohler.com)*



**82** TRADITIONAL  
American Plum



**88** TRANSITIONAL  
Blue Opulence



# American PLUM

**PATTERN** | TRADITIONAL

Vibrant and colorful, this kitchen is a lesson in mixing patterns and playing with scale. Bordering on audacious, American Plum brings together the right balance of daring and sophistication.

✔ To see more of this room, visit [ideas.KOHLER.com/AmericanPlum](https://ideas.KOHLER.com/AmericanPlum)



Vault™ apron-front sinks offer a modern take on farmhouse style.



Brushed Stainless faucet finishes combined with copper cabinet hardware help tell a design story mixing warm and cool tones throughout the space.




### WHAT'S TRENDING


Patterns blown up to exaggerated dimensions are creating a stir across textiles and wall coverings.

A spectacular example of a pattern mash-up, this kitchen juxtaposes geometric tile motifs with large-scale florals. Lower cabinets pick up the deep plum color of the poppies and peonies, while the upper cabinets in bright white let the eye rest.

Marble counters draw out the cool tones of the floral wall covering, and copper-colored hardware brings out the warmth. Scaling up the pattern of the backsplash, the floor blends the floral as well as the geometric.

 To see more of this room, visit [ideas.KOHLER.com/AmericanPlum](https://ideas.KOHLER.com/AmericanPlum)



  
The HiRise bar faucet features a gooseneck spout to help with prep or cleanup tasks.



Think of your tableware and glassware as an opportunity to reinforce and expand your primary pattern.



The HiRise faucet family lets you coordinate your primary, prep and cooking areas.




## GET THIS LOOK

- 1 | HiRise Bridge Kitchen Faucet and Sidespray (K-7337-4-BS/K-7344-4-BS)
- 2 | Vault Self-Trimming® Under-Mount Single-Bowl Kitchen Sink with Sink Rack (K-3943-NA)
- 3 | HiRise Bar Faucet (K-7342-4-BS)
- 4 | Vault Under-Mount Bar Sink with Sink Rack (K-3840-1-NA)
- 5 | HiRise Deck-Mount Pot Filler (K-7323-4-BS)
- 6 | Benjamin Moore® Ice Mist Paint OC-67
- 7 | Benjamin Moore Dark Purple Paint 2073-10
- 8 | Statuario Marble Hex Tile
- 9 | White Carrara Marble Countertop
- 10 | Hexitile 7" Porcelain Field Tile by Elite Tile
- 11 | Bloom Boom Mural from Back to the Wall

Featured Colors & Finishes: **BS** Brushed Stainless





Make your pattern more dynamic by simply shifting the scale or material.



HiRise pot fillers, deck- or wall-mounted, can be used for pots, coffee makers, vases and more.



Vault™ bar sinks can be used for prep or beverage stations.



5



6



7




11



8




9



10








# BLUE *opulence*

## **PATTERN** | TRANSITIONAL

Chicago-based designer Julia Buckingham created this elegant and eminently livable transitional kitchen with lush blue-green accents and brilliant metallic details. Featuring a plush, inviting banquette, the kitchen is ideal, not only for entertaining, but as a place to connect while prepping and sharing meals together.

 To see more of this room, visit [ideas.KOHLER.com/BlueOpulence](https://ideas.KOHLER.com/BlueOpulence)

*It always goes back to that one thing that pulled you in that you must have in your home. You find a way to have it and you build around it.* — Julia Buckingham



✦  
Drawing on the blue-gray and gold of the counter and backsplash, the Basalt™ color of the sink and Simply White color of the window trim complete the picture.

✦  
Dimensional enameled cast iron colors like Basalt have a heathered appearance and shine with added depth.



### WHAT'S TRENDING

Spaces that mix and match elements from a variety of design and cultural reference points allow people to create a look that is uniquely suited to their style.

# Q&A

WITH DESIGNER JULIA BUCKINGHAM

*What inspired you to incorporate green into your design?*

Bringing the outdoors in is everywhere right now! Think spring after a long winter in Chicago. Think an emerald gemstone nod within a sophisticated city kitchen with countertops that sing with bling.

*How do you see mixed metals playing into kitchen design in 2016?*

Mixed metals will always be an important feature within my interior designs. It is within this play on materials that we see the most interesting, delightful and unique spaces.

*What advice do you have for bringing pattern into the kitchen?*

Start small and end up BOLD.

*Do you have a general design tip for homeowners?*

Have fun with the design process and never settle for something expected—dive into those creative forces and don't hesitate to make something beautiful just for you!

*Julia Buckingham Edelmann is the founder of the full-service interior design firm Buckingham Interiors + Design. She designs award-winning interiors by integrating antiques and modern furnishings using her Modernique design aesthetic.*



🔪 To see more of this room, visit [ideas.KOHLER.com/BlueOpulence](https://ideas.KOHLER.com/BlueOpulence)




Deep and wide, single-bowl sinks give you plenty of room for oversized pots and pans.



Bridge faucets, like Parq®, often recall the design language of early faucets while providing contemporary quality.



Mixed metals are woven throughout the design, from bronze toe kicks to Vibrant® Polished Nickel faucets and stainless steel appliances. Gold and bronze hues shimmer in concert with Copper Mist counters.


 To see more of this room, visit [ideas.KOHLER.com/BlueOpulence](https://ideas.KOHLER.com/BlueOpulence)



GET THIS LOOK



- 1 | Parq® Bridge Kitchen Faucet with Tri-Handles and Sidespray (K-6131-3-SN)
- 2 | Cape Dory® Under-Mount Single-Bowl Kitchen Sink (K-5864-5U-FT)
- 3 | ANN SACKS® Chrysalis Art Deco Mosaics Tile (AS13013)
- 4 | ANN SACKS Chrysalis Art Deco Mosaics in Gosh White (AS13013)
- 5 | Silestone Copper Mist Countertop
- 6 | Black Oak Wood Plank
- 7 | Benjamin Moore® Simply White Paint OC-117
- 8 | Benjamin Moore Gray Owl Paint OC-52
- 9 | Benjamin Moore Twilight Zone Paint 2127-10
- 10 | Custom Printed Wallpaper



Not Shown:  
 Top Knobs Linear Pull TK24GBZ/TK25GBZ in German Bronze  
 Bronze Metal Toe Kick

Featured Colors & Finishes: FT Basalt™ | SN Vibrant Polished Nickel



*CO*



# Lor

Celebrating the darker side of color, these kitchens are powerful expressions of color's ability to shape both the mood of a space and the way people move through it. They invite you to sink into luxurious depths of color.







# COLOR


Color trends are wonderfully of the moment – a collective cultural agreement that certain shades are worthy of permeating our lives, from what we wear and what we drive to how we decorate our homes.

Of the current colors on the rise, we are most taken with vivid greens and blues for the kitchen. Luscious emerald, indigo and navy bring velvety depth and dimension to your space.

Q For inspiration, search COLOR at [ideas.KOHLER.com](https://ideas.KOHLER.com)



98 TRANSITIONAL  
Emerald View




104 MODERN  
Marine Modern



# *emerald* VIEW

## **COLOR** | TRANSITIONAL

An unexpected blend of classic architecture and contemporary detail, the Emerald View kitchen brings the outdoors in to a surprisingly formal setting. An extension of the stunning landscape, this modified galley features a cozy banquette for two.

 To see more of this room, visit [ideas.KOHLER.com/EmeraldView](https://ideas.KOHLER.com/EmeraldView)

## WHAT'S TRENDING

Custom coverings that look like artworks themselves have put wall coverings back on the map. New materials make it possible to create hand-painted patterns and more.





Tucked next to the banquette, a stocked wet bar makes this spot ideal for beginning the day with steaming mugs of coffee or ending it with cocktails.



The vintage design of the Artifacts® faucet collection helps define this kitchen's formal character.



Handcrafted with faceted walls and a mirrored rim, the Brinx® sink reflects one-of-a-kind luxury.



Galley kitchens give you two canvases: make each a mirror of the other or delineate them as separate spaces with distinct functions.

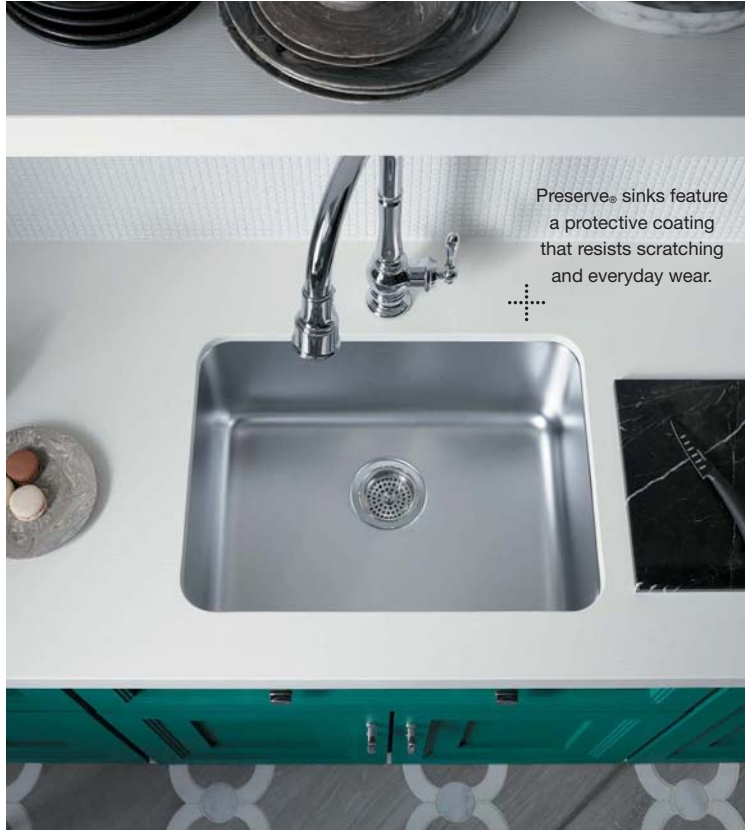
Artifacts® pull-down faucets make tasks easier with three unique sprays: aerated, Sweep®, and BerrySoft®.



Emerald matte cabinets are punctuated by brilliant polished chrome and stainless steel details, like glimmers of light through a forest canopy. Designed less for the home chef than the connoisseur, the pull-down faucet and stainless sink pairing are perfect for rinsing dinner dishes and preparing cold drip coffee.



To see more of this room, visit [ideas.KOHLER.com/EmeraldView](https://ideas.KOHLER.com/EmeraldView)



Preserve® sinks feature a protective coating that resists scratching and everyday wear.



1



2



3



5



6



4

## GET THIS LOOK

- 1 | Artifacts® Pull-Down Kitchen Faucet (K-99259-CP)
- 2 | Undertone® Preserve Under-Mount Single-Bowl Kitchen Sink with Sink Rack (K-3325-HCF-NA)
- 3 | Artifacts Single-Handle Bar Faucet (K-99264-CP)
- 4 | Brinx® Bar Sink (K-3674-NA)
- 5 | Bancroft® Knob (K-11425-CP)
- 6 | Bancroft Pull (K-11426-CP)
- 7 | ANN SACKS® Union Arabian Mosaic Tile (AS15735)
- 8 | ANN SACKS Chisai Mosaic Tile (AS12726)
- 9 | Dekton Ariane Countertop 296
- 10 | Benjamin Moore® Black Panther Paint 2125-10
- 11 | Benjamin Moore Chrome Green Paint PM-10
- 12 | Custom Watercolor Wallpaper by Black Crow Studios
- 13 | Paintable Wallpaper (painted with Benjamin Moore Black Panther 2125-10 by Graham & Brown)



7




8



9



10



11



12

13

Featured Colors & Finishes: CP Polished Chrome



# MARINE MODERN

## COLOR | MODERN

Inspired by a California casual vibe, designer Kerrie Kelly chose a navy palette to create this approachable kitchen. Ready to be dressed up or down, navy acts as a neutral here, accessorized with a sophisticated mix of chrome and bronze metals.

 To see more of this room, visit [ideas.KOHLER.com/MarineModern](https://ideas.KOHLER.com/MarineModern)





*With so many innovations happening across interior design, there's really no excuse not to tell your story.*

– Kerrie Kelly





# Q&A

WITH DESIGNER KERRIE KELLY

## *What are some tips for choosing a sink and faucet that pair well together?*

When using a classic sink style, like a farmhouse or under-mounted design, we can be fashion-forward with our faucet choice. The Beckon<sup>®</sup> faucet has high-functionality and a perfect reach for the single-bowl Strive<sup>®</sup> sink. I love that we didn't use the expected white farmhouse sink or a monochromatic kitchen palette. In the spirit of mixing metals, we went with stainless steel for an edgy, contemporary feel.

## *What are some benefits to open shelving in the kitchen?*

Open shelving allows you to have everything you use most often within arm's reach. This concept also lets you display your favorite things and forces you to keep a level of organization in such a high-traffic space.

## *Kitchens are such task-oriented spaces; what are the tricks for creating a super functional kitchen?*

A super functional kitchen needs multiple counter heights, forgiving and durable surfaces and finishes, and long runs of countertop to allow more people to be involved in food prep, organization and the myriad of functions kitchens require.

## *Do you have a general design tip for homeowners?*

Create a space that's livable so all can be a part of enjoying it.

*Founder of Sacramento-based Kerrie Kelly Design Lab, Kerrie Kelly is an award-winning interior designer. She has authored two books: Home Décor: A Sunset Design Guide and My Interior Design Kit and is a Certified Aging in Place Specialist.*


🔗 To see more of this room, visit [ideas.KOHLER.com/MarineModern](https://ideas.KOHLER.com/MarineModern)

Designed to be a hub for entertaining friends and spending time with family, the kitchen combines smart function and durability with comfort and beauty. It's easy to imagine this open and inviting atmosphere extending into the rest of the home.

Using the countertop material she designed, Kelly created a vibrant backdrop for elegant open shelving. A curated collection of glass floats above navy cabinets.



Food prep and cleanup are easier and cleaner with Beckon® touchless faucet.



Strive® apron-front sinks marry hardworking farmhouse function with contemporary style.





To see more of this room, visit [ideas.KOHLER.com/MarineModern](https://ideas.KOHLER.com/MarineModern)



## GET THIS LOOK

- 1 | Beckon® Pull-Down Touchless Kitchen Faucet (K-99332-CP)
- 2 | Strive® Self-Trimming® Under-Mount Single-Bowl Kitchen Sink (K-5415-NA)
- 3 | Artifacts® Gentleman's™ Bar Faucet (K-99268-CP)
- 4 | Strive Under-Mount Bar Sink with Sink Rack (K-5287-NA)
- 5 | Benjamin Moore® Van Deusen Blue Paint HC-156
- 6 | Benjamin Moore Simply White Paint OC-117
- 7 | Silestone White Zeus Countertop
- 8 | Silestone Albedo Countertop and Backsplash
- 9 | Polished Concrete Floor

Not Shown:

Alexander Marchant Diamond Knurl Pull in Unlacquered Brass

Rejuvenation Large Arched Shelf Bracket in Unlacquered Brass

Featured Colors & Finishes: CP Polished Chrome





# *PLANNING*

*116* DESIGNING A KITCHEN TO FIT YOUR LIFE

*120* DESIGNING THE LOOK

*132* DESIGNING THE EXPERIENCE








## PLANNING *your space.*

Three essential ingredients go into creating a successful kitchen: intelligent design, purposeful function and expressive style. We are happy to share the expertise we've gained from decades of kitchen product design to help you plan a kitchen that is the right fit for you and your home.





# *designing a* **KITCHEN** *to fit your life*

Make the most of your space by bringing the right elements of style and function together based on your lifestyle needs.

## *Start with the Facts*

Answering a few basic questions will help determine the best approach to your project.

### **1. What is the scope of your project?**

A full kitchen remodel? A brand new home or addition?  
Or small updates to refresh?

### **2. How do you use your space?**

Do you spend a lot of time cooking or baking?  
Entertaining? Helping kids with homework or projects?

### **3. How would you like people to describe your kitchen?**

Inviting and cozy? Elegant and formal?  
One-of-a-kind and bold?

# CONSIDER *your space*

Dividing the kitchen into smaller, bite-size areas will help you think through the impact of practical as well as aesthetic choices.



## COOKING STATION

If you cook at all, chances are you've filled a pot for pasta or grains and struggled to carry it to the cooktop. Would a pot filler over the stove make life easier?

## PRIMARY WORKSTATION

This is where the real prepping and cleaning happens, so functionality here is key, from touchless faucets to sink features and accessories.

## PREP STATION

If you have a separate prep area, think about the types of food you typically work with here. Are you washing and chopping vegetables and fruits?

## BEVERAGE STATION

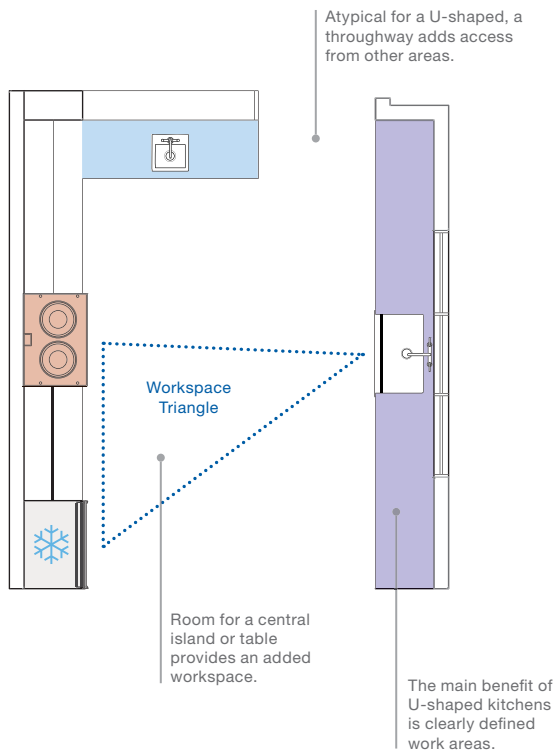
Having a spot for filtered water on your primary sink, wet bar or island can give you easy access to pure drinking water and simplify entertaining.



# CONSIDER *your space*

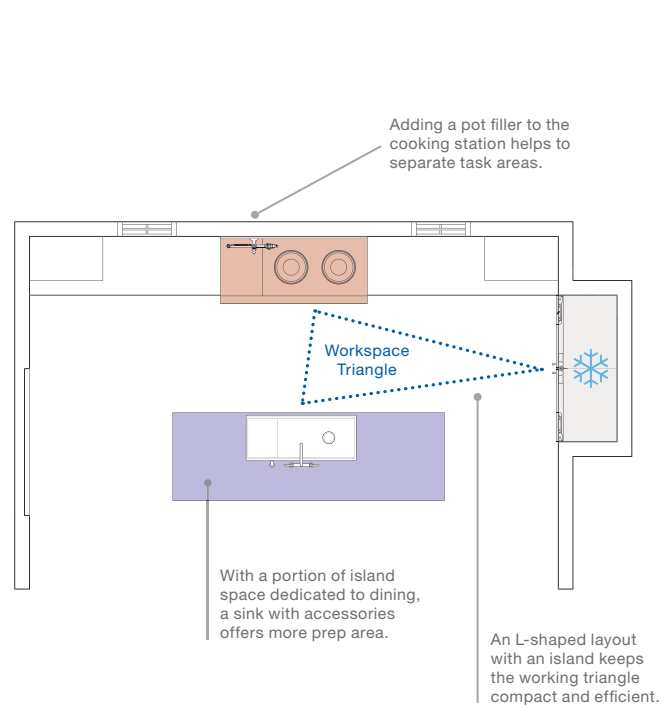
## *U-Shaped*

Great for cooking together. Efficient triangular pathway. Ample counter areas.



## *L-Shaped*

Simple triangular pathway. Plenty of counter area to split prep and cleanup tasks. Comfortable for two.

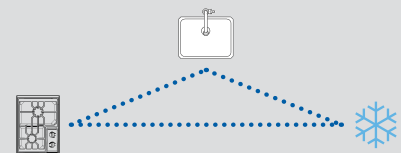


### *Station Key*

- COOKING STATION**
- PRIMARY WORKSTATION**
- PREP STATION**
- BEVERAGE STATION**

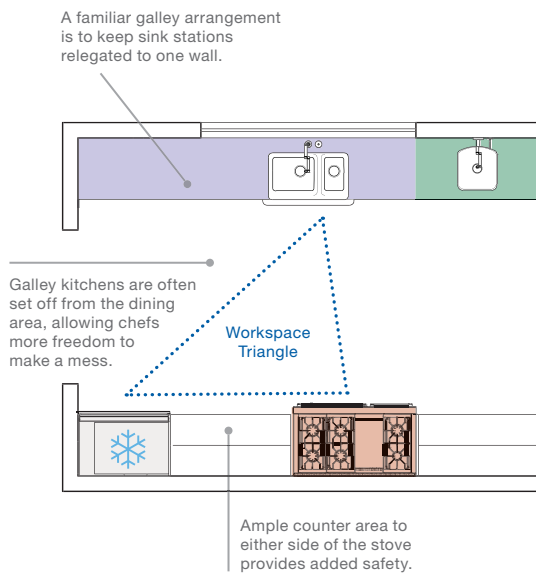
### *The Workspace Triangle*

Streamline your kitchen workflow by creating a triangular pathway between your sink, stovetop and refrigerator – so you can move easily from one to another.



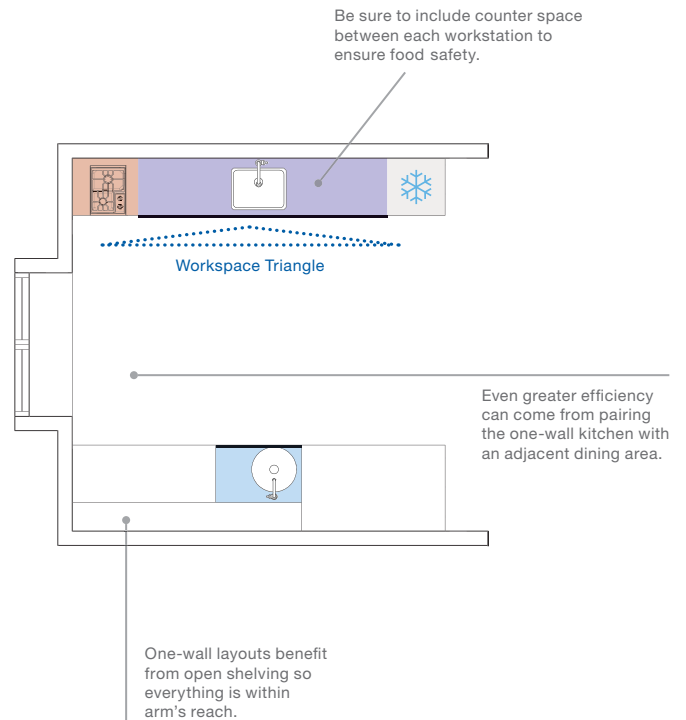
## Galley


Compact triangular pathway. Great for the solo chef. Separate areas for prep and cleanup.



## One-Wall

Small-space efficiency. Center sink separates prep and cooking areas. Linear layout mimics process.



 Learn more about designing an efficient kitchen workspace at [ideas.KOHLER.com/Workspace-Triangle](https://ideas.KOHLER.com/Workspace-Triangle)



Shelving unit containing bottles of liquor and glassware. A sign on the shelf reads "VINTAGE COCKTAILS".

Shelving unit containing books, a speaker, and decorative objects. Visible book titles include "BEAL GRACE", "THE GO-GANGSTER", "ART TREASURES OF SPAIN", "TWENTY YEARS DOLL", and "THE BOOK OF COCKTAILS".

Dark green cabinetry with a white countertop and a stainless steel sink. A book titled "THE BOOK OF COCKTAILS" is visible on the counter.

A small round table with a dark wood chair. On the table is a vase of white calla lilies, a dark mug, and a plate of snacks.







# *designing the* **LOOK**

Bringing a whole room together, so each element feels part of the plan, requires thoughtful consideration of how those components will work in conversation with one another.

## *Style*

Modern, transitional and traditional labels have blurred significantly, but they may be useful to keep in mind as you explore products.

## *Color, Material & Finish*

Now it's time to dig in. What are the combinations of colors and finishes, materials and textures that you're drawn to? And which of these will work together to achieve your style of choice?

## *Families*

Thinking beyond the needs of the primary workstation, we design faucet and fixture families to provide design solutions for kitchens with multiple wet spaces.

## *Trending Today: Apron-Front Sinks & Mixing Metals*

Two exciting trends are taking hold in kitchen design: mixing metals and apron-front sinks. Designers are bringing together a range of metal tones in ways that connect small design stories throughout the larger space. And we're celebrating the comeback of the farmhouse sink – freshly designed for today's kitchens.

# YOUR *design style*

While style is individual and endlessly nuanced, a loose understanding of our three design categories – traditional, transitional and modern – can help you start down the path to defining your own style.



## *Traditional*

**COLONIAL, VICTORIAN, NEOCLASSIC**

Stately and somewhat formal with ornamental details

Good examples of traditional styles can be found in the following kitchens:

1. Garden Galley, PAGE 18
2. Gentleman's Black, PAGE 50
3. American Plum, PAGE 82

## *Transitional*

**COTTAGE, ARTS & CRAFTS, URBAN LOFT**

Skirts the edge between the formality of traditional and the minimalism of modern

Think along the lines of these kitchens:

1. Latticed Luxe, PAGE 34
2. Platinum Peaks, PAGE 56
3. Copper Cottage, PAGE 66
4. Blue Opulence, PAGE 88
5. Emerald View, PAGE 98



## *Modern*

### **INTERNATIONAL, BAUHAUS, MID-CENTURY MODERN**

Mostly clean lines and surfaces without extraneous adornment

Elements that characterize this look can be seen in these kitchens:

1. LA Essentials, PAGE 24
2. Rio Revelry, PAGE 40
3. Modern Mirage, PAGE 72
4. Marine Modern, PAGE 104

## *Shop by Style*

Our product sections throughout the book are organized by style – each page beginning with **Traditional** and ending with **Modern**.



## *Find Your Style*


Not sure how to define your style? Find your style at [ideas.KOHLER.com/Style](https://ideas.kohler.com/Style)

# THE KOHLER *spectrum*

We pride ourselves on bringing you an extensive selection of colors and finishes to choose from as you design your kitchen. Creating a seamlessly coordinated look couldn't be easier.


## *Faucet Finishes*

The finish you choose is all about the look. With more options than ever, your choice of finish can best reflect your personal style and help you realize your kitchen design vision.




## *Stainless Steel*

Stainless steel is eminently practical and extremely versatile. It's resistant to staining and easy to clean. Our line of Preserve<sup>®</sup> stainless steel sinks feature a unique scratch-resistant coating that offers even more protection to keep your sink looking newer longer. Preserve sinks offer unique blue undertones as well. Comes with Lifetime Limited Warranty.\*



## *Neoroc<sup>™</sup> Composite Colors*


KOHLER Neoroc composite sinks offer a warm matte finish designed to complement the countertops. It features solid color throughout so there's no need to worry about chips or minor scratches. Comes with Lifetime Limited Warranty.\*




## *Enameled Cast Iron*

KOHLER® enameled cast iron is made in part with recycled material, comes in an array of colors and has a Lifetime Limited Warranty.\*


### **Solid Color**




White  
(0)



Dune  
(NY)



Biscuit  
(96)



Almond  
(47)



Ice™ Grey  
(95)



Sandbar  
(G9)




Cashmere™  
(K4)




Mexican Sand™  
(33)



Thunder™ Grey  
(58)



Suede  
(20)



Caviar  
(FP)




Black Black™  
(7)

### **Dimensional Color**




Sea Salt™  
(FF)



Cane Sugar™  
(FD)



Basalt™  
(FT)



Black 'n Tan  
(KA)

# EXPLORING *colors, materials & finishes*

Choosing your color palette should be pure joy. Begin with the colors you love and consider how each makes you feel. Explore shades within those color families. Discover complementary tones on the color wheel. Play and be fearless.

## *Choosing a Sink Color*

So much of designing the look of your dream kitchen is tied up in color. Fortunately, there's no wrong answer when it comes to color choices. Consider the sink areas shown below, identical except for the sink color. Each sink influences the character of the space and shifts the tone of the room. Find what works for you.



## *Gloss vs. Matte*

Because the sheen and depth of a color is equally as important as the hue in its effect on your space, we have a variety of solutions.



ENAMELED CAST IRON COLOR



NEOROC™ COMPOSITE COLOR

## *Choosing a Finish*

Like color, faucet finish preferences are highly personal. Perhaps the softness of brushed finishes speaks to you or the bright, clean look of chrome. Determining what tone or tones create the sensation you're after can be a fruitful place to begin thinking about the design of your kitchen.



**COLD:** Polished Chrome (CP)



**WARM:** Oil-Rubbed Bronze (2BZ)

DESIGNING THE LOOK

# A FAMILY *resemblance*

For homeowners who like a highly coordinated look, we've designed several faucet and sink families. Here, we've brought the earlier sketch and rendering of Gentleman's Black kitchen to life by outfitting each station – primary, prep, cook, beverage – with faucets and sinks from two of our families.



+ Wall-Mount Pot Filler

+ Primary Faucet

+ Primary Sink





Secondary Faucet



Bar Faucet




Bar Sink



Secondary Sink


## *Faucet Families*

We offer a number of faucet families that let you coordinate your kitchen with primary and prep/bar faucets in a variety of handle and installation styles. In addition, Artifacts and HiRise families feature matching pot fillers.

 For more information, visit [KOHLER.com/FaucetFamilies](https://www.kohler.com/FaucetFamilies)

## *Sink Families*

Several of our enameled cast iron and stainless steel sinks have been built out into families that feature multiple sizes, bowl configurations and shapes – all with the same unique style.



 For more information, visit [KOHLER.com/SinkFamilies](https://www.kohler.com/SinkFamilies)

# TRENDING *today*

## APRON-FRONT REVIVAL

The iconic look of the apron-front sink is being reinterpreted for today's kitchens, bringing character to classic and contemporary spaces alike. Try mixing and matching traditional and modern faucet and sink designs for an eclectic combination.

 Read the article at [ideas.KOHLER.com/ApronFront](https://ideas.KOHLER.com/ApronFront)




# MIXING METALS

It's definitely not breaking rules today to combine metals in a single space. Bringing warm and cool metal tones together often creates a more lively, layered design.



Each material has its own characteristics in terms of warmth or coolness, depth or opacity, softness or hardness, texture and sheen. And placing it alongside other materials will accentuate particular traits. Finding a balance will help you design a room that has the right mix of intimacy and comfort.

 Read the article at [ideas.KOHLER.com/MixingMetals](https://ideas.KOHLER.com/MixingMetals)





# *designing the* **EXPERIENCE**

The experiences your kitchen affords are just as important as the look, if not more so. At Kohler, we design the functionality of our products to give you the right mix of ingredients to bring comfort and ease to your daily routines.

## *Innovation*

Every detail from sink corners to faucet hoses can be made more effective, more efficient with a little innovation. And it's those small details that make all the difference.

## *Organization*

To bring even greater functionality to your sink areas, we've designed accessories that help you organize your space and streamline your work.

## *Configuration*

Choosing a sink and faucet that works with you starts with understanding how you use your space and what the possibilities are, from double-bowl sinks to wall-mount faucets.

# EASY *innovations*

Your sink and faucet are perhaps your most essential tools in the kitchen. So you want them to have features that will make your tasks easier and quicker. We are endlessly working to enhance even the smallest details, from bowl saddles to faucet sprays, because the small details can make all the difference.

## *Going Hands-Free*

Response® touchless technology gives you hands-free faucet operation when you need it most. It's battery-free, so no need to worry about inconvenient power outages. Simply wave your hand, utensil, pot or pan beneath the sensor window for reliable on/off operation every time. And adjust the water temperature simply by shifting the handle forward or backward.



## *Saddle Heights*

To match the way you work, our double-equal and offset sinks feature either a full-height saddle or a Smart Divide® low-height saddle.



Smart Divide is a low saddle that divides the two compartments, making it easy to wash and rinse large items while still keeping the bowls separate.



**Sweep® Spray**

Sweep spray features specially angled nozzles that create a forceful blade of water to sweep away stuck-on food from dishes and rinse your sink clean.




**BerrySoft® Spray**

BerrySoft is a light spray that gently washes fruits and vegetables. It's the perfect way to prep without bruising your produce.



*Sprays that Specialize*

As you design your kitchen, you'll want to choose the faucet that's best suited for the tasks at hand.

 Read the article at [KOHLER.com/FaucetInnovations](https://www.kohler.com/FaucetInnovations)

# CONFIGURING *how you work*

The shape of your space will shape the way you work. This maxim holds true all the way from floor plan considerations to the number of bowls in your sink to the spout type of your faucet.

## *Spout & Spray*

If you prefer a clean sink deck consider a pull-down or pullout faucet that provides the functionality of a sidespray incorporated into the faucet itself. A pull-down is great for rinsing the sink, while a pullout gives you a larger handle for more control to rinse and fill items. A standard spout and sidespray offers the same functionality in a more traditional configuration.

 For more information, visit [KOHLER.com/KitchenFaucetGuide](https://www.kohler.com/KitchenFaucetGuide)



PULL-DOWN



PULLOUT



STANDARD

## *Rear and Side Drains*

Both rear and side drain placement, as opposed to center placement, helps to clear space beneath the sink for more storage and within the sink to handle large platters and pots.



REAR DRAIN



SIDE DRAIN



## *Number of Bowls*

Large single bowls are often preferred by the cooking enthusiast to handle oversized pots and pans. Double-equal or offset sinks help individuals who would rather have separate food prep and clean-up spaces.



SINGLE BOWL



DOUBLE-EQUAL



OFFSET

## *Corner Options*

We offer sinks with rounded corners for easy cleaning and sinks with tightly angled corners that afford more basin space.



For more information, visit  
[KOHLE.com/KitchenSinkGuide](https://www.kohler.com/KitchenSinkGuide)

DESIGNING THE EXPERIENCE

# ORGANIZED *for efficiency*

Between hardworking sinks inspired by professional workspaces and universal accessories designed to be used with any sink, we offer a variety of ways to keep your workspace tidy and efficient.

## *Built-In Organization*

Sinks with custom accessories like sink racks and cutting boards can help keep tasks contained and efficient.



### *Installed Sink Accessories*

Sidesprays and soap/lotion dispensers can be installed as stand-alone accessories that coordinate with your faucet and keep your counter clutter-free.



### *Accessories*

Universal sink accessories help you keep your sink area tidy and organized and can be used with any sink.



### *Custom Sink Accessories*

Our custom sink accessories add another level of function and convenience. Choose from a wide range of sink racks, cutting boards, caddies, colanders and more.

 For more information, visit [KOHLER.com/KitchenAccessories](https://www.kohler.com/KitchenAccessories)



# *PRODUCTS*

*144* SINKS

*164* FAUCETS

*184* ACCESSORIES





**START**  
*with KOHLER®*

Complete the design of your dream kitchen by selecting products that bring the look and experience to life. Our products bring energizing color and engaging style to your kitchen, laundry room, mudroom and bar in an incredible range of shapes, sizes and styles.

We'll guide you through the options to help you choose the sink and faucet pairings that work for you and your home.







# *SINKS*

With incredible quality, thoughtful design and a range of materials and gorgeous colors, you can't go wrong with a KOHLER® sink. Our wide assortment offers a variety of sizes and configurations so you can create a functional space that will look beautiful for years to come.

# SINK GUIDE

## INSTALLATIONS

We offer multiple sink styles, each with a specific type of installation: top-mount, under-mount, apron-front, tile-in and wall-mount. Consider your kitchen cabinet size and what kitchen sink installation type will work best with your cabinet configuration.



### *Top-Mount*

- Easiest to install
- Often used with laminate countertops
- Sink rim extends above countertop surface



### *Under-Mount*

- Mounted beneath your countertop
- Used with solid-surface, stone and quartz countertops
- Easily sweep debris off counter and into bowl



### *Apron-Front*

- Notable for its attractive front panel or apron
- Available with tall or short aprons. Short-apron option lets you retrofit into standard cabinetry.
- Available in both enameled cast iron and stainless steel
- Available in top-mount, under-mount and tile-in models



### *Tile-In*

A tile-in sink is specially designed for installation in a tile countertop. It has a flat edge that allows the installer to butt the tile up against the sink and grout the sink as if it were another tile.

- Tile butts against the sink edge for a clean look similar to that of an under-mount sink
- Sink edge has square, not rounded corners



### *Wall-Mount*

- Mounts directly to wall with brackets
- Classic versatile design
- Integrated backsplash allows sink to be mounted to wall

# BOWL CONFIGURATIONS

Select a bowl configuration: Are you more comfortable with a single-bowl or a multiple-bowl model? Do you wash dishes by hand and like a separate bowl for draining? Consider the size, shape and configuration you'd like.



## *Single-Bowl*

- Ideal for washing large pots and platters
- Available in a variety of sizes and materials
- Some models feature wet work surfaces for food prep



## *Offset*

- Space and separation for washing and rinsing
- Typically one large and one medium bowl
- Available in many configurations
- Models available with a full saddle or Smart Divide® saddle



## *Double-Equal*

- Separate but equal bowls provide a versatile workspace
- Full range of depths including extra-deep bowls
- Smart Divide feature lets you wash large pans while providing a dual-bowl sink



## *Bar Sinks*

Consider the versatility of additional sink and cleanup space – and not just in your kitchen.

- Add one to help with food prep on the kitchen island
- Complement a large primary sink with an auxiliary sink
- Use in butler's pantry, laundry room, media room or kids' space

# SINK GUIDE

## MATERIALS

Select a material: Would you like a choice of gorgeous hues ranging from pale to powerful? Are you interested in a subtle matte finish, or do you have your heart set on the classic look of stainless steel? We'll help you decide.



### *KOHLER® Enameled Cast Iron\**

Nothing else has the solid presence and statement-making look of KOHLER enameled cast iron. The rich, colorful finish makes its own bold statement as it complements your countertops and cabinetry. No other material offers the character and craftsmanship of KOHLER enameled cast iron. Its rich finish and lasting presence make a bold statement.

**STRENGTH** KOHLER enameled cast iron sinks withstand whatever your family dishes out, from heavy pots to searing skillets.

**STYLE** Go bold with deep hues, be subtle with pale tones or choose a finish that adds dimensional character.

**SOUL** Made in Kohler, Wisconsin, our cast iron sinks embody over 140 years of KOHLER craftsmanship.



### *Neoroc™ Composite\**

With a smooth matte finish that works beautifully with a variety of countertops, the rich, dimensional color of Neoroc adds warmth and style.

**RICH COLOR** Neoroc composite sinks offer a warm matte finish designed to complement the countertops with a solid color throughout.

**ROCK-SOLID DESIGN** Exceptionally durable, Neoroc absorbs the impact of falling cookware and is scratch-, stain- and chip-resistant. Hot pots and pans won't damage the surface.



\*KOHLER kitchen sinks are backed by a Lifetime Limited Warranty. Visit [KOHLER.com/Warranty](https://www.kohler.com/Warranty) for more details.



## *Stainless Steel\**


Stainless steel is eminently practical and extremely versatile. It's resistant to staining and easy to clean. Let your style shine with more than 120 stainless steel sink shapes, sizes and designs. It complements any kitchen and is a favorite of enthusiastic cooks and designers alike.

**DURABILITY** This classic, durable material lives up to its name. Hot pans won't hurt it, and it's less likely than harder materials to damage delicate dishware that may slip from your grip.

**CLEANABILITY** Stainless steel is rust- and stain-resistant and easy to clean; just give it a quick swipe with a sponge.

**SOUND ABSORPTION** Every KOHLER® stainless steel kitchen sink features SilentShield® sound-absorption technology which significantly reduces noise from clanging dishes, running water and garbage disposals.

**PRESERVE® SERIES** Our line of Preserve stainless steel sinks features a unique scratch-resistant coating that offers even more protection to keep your sink looking newer longer.

 \*KOHLER kitchen sinks are backed by a Lifetime Limited Warranty. Visit [KOHLER.com/Warranty](https://www.kohler.com/Warranty) for more details.


# SINK GUIDE

## COLOR PALETTE

Select a color: Our sinks come in a wide array of colors and finishes designed to beautifully complement your countertop and appliances. Choose from high-gloss enameled cast iron or a matte composite or choose from cool and warm stainless steel options to create a look and feel you love.

### *KOHLER® Enameled Cast Iron Solid Colors*


A myriad of gorgeous hues range from pale to powerful.



White  
(0)



Dune  
(NY)



Biscuit  
(96)



Almond  
(47)



Ice™ Grey  
(95)



Sandbar  
(G9)




Mexican Sand™  
(33)



Cashmere™  
(K4)




Thunder™ Grey  
(58)



Suede  
(20)




Caviar  
(FP)




Black Black™  
(7)

### *KOHLER Enameled Cast Iron Dimensional Colors*

Subtle visual texture adds interest to dimensional colors.



Sea Salt™  
(FF)



Cane Sugar™  
(FD)



Basalt™  
(FT)




Black 'n Tan  
(KA)

### *Stainless Steel*

Stainless steel can appear warm or cool depending on the finish.




Stainless Steel  
(NA)




Preserve®  
(HCF)

### *Neoroc™ Composite*

A beautiful matte finish can stand out on its own or highlight your countertops.



Matte Brown  
(CM2)



Matte Black  
(CM1)

## OTHER CONSIDERATIONS

Make it yours: Before you make a final sink selection, there are a few additional installation and design decisions to help shape how you work in the kitchen.



### *Faucet Holes*

- Consider the type of faucet and accessories you'd like – they'll determine the number of faucet holes you'll need
- Allow holes for soap dispenser, sidespray and filtered water



### *Apron-Front*

- Available with a short or tall apron
- Short Self-Trimming® apron-front sinks can be easily retrofitted into an existing cabinet while still providing a 9" bowl depth
- Installation only requires removing the false drawer front, making a few simple cuts to the cabinet face and sliding the sink into place



### *Saddle Height*

- Smart Divide® kitchen sinks feature dividers that are half the height of those found in conventional double-bowl sinks
- Offers the openness of a single bowl with the function of a double bowl
- Accommodates large cookware that standard double-bowl sinks can not





# KOHLER® ENAMELED CAST IRON

Statement-making KOHLER enameled cast iron is guaranteed not to chip, crack or burn.\* The rich, colorful finish makes its own bold statement as it complements your countertops and cabinetry.



**Whitehaven®  
Self-Trimming®**

**UNDER-MOUNT APRON-FRONT**

35<sup>11</sup>/<sub>16</sub>" x 21<sup>9</sup>/<sub>16</sub>" x 9" | K-6427

(Smart Divide® tall apron, shown)

35<sup>1</sup>/<sub>2</sub>" x 21<sup>9</sup>/<sub>16</sub>" x 9" | K-6426 (Smart Divide short apron)

35<sup>11</sup>/<sub>16</sub>" x 21<sup>9</sup>/<sub>16</sub>" x 9" | K-6489 (tall apron)

35<sup>11</sup>/<sub>16</sub>" x 21<sup>9</sup>/<sub>16</sub>" x 9" | K-6488 (short apron)

32<sup>11</sup>/<sub>16</sub>" x 21<sup>9</sup>/<sub>16</sub>" x 9" | K-5827 (tall apron)

32<sup>11</sup>/<sub>16</sub>" x 21<sup>9</sup>/<sub>16</sub>" x 9" | K-5726 (short apron)

29<sup>11</sup>/<sub>16</sub>" x 21<sup>9</sup>/<sub>16</sub>" x 9" | K-6487 (tall apron)

29<sup>1</sup>/<sub>2</sub>" x 21<sup>9</sup>/<sub>16</sub>" x 9" | K-6486 (short apron)



**Iron/Tones®**

**TOP-MOUNT/UNDER-MOUNT**

33" x 18<sup>3</sup>/<sub>4</sub>" x 9" | K-6625 (Smart Divide shown)

24<sup>1</sup>/<sub>4</sub>" x 18<sup>3</sup>/<sub>4</sub>" x 7<sup>1</sup>/<sub>2</sub>" | K-6585

20<sup>7</sup>/<sub>8</sub>" x 20<sup>7</sup>/<sub>8</sub>" x 10" | K-6587



**Riverby®**

**UNDER-MOUNT**

Includes accessories

33" x 22" x 9" | K-5871-5UA3 (shown)

33" x 22" x 9" | K-8679-5UA3

33" x 22" x 9" | K-8669-5UA3

27" x 22" x 9" | K-8668-5UA2

25" x 22" x 9" | K-5872



**Hartland®**

**UNDER-MOUNT**

33" x 22" x 9" | K-5818-5U



**Langlade® Smart Divide**

**UNDER-MOUNT**

33" x 22" x 9" | K-6626-6U



**Brookfield™**

**UNDER-MOUNT**

33" x 22" x 9" | K-5846-5U



**Cape Dory®**

**UNDER-MOUNT**

33" x 22" x 9" | K-5864-5U



**Executive Chef™**

**UNDER-MOUNT**

33" x 22" x 9<sup>3</sup>/<sub>4</sub>" / 7<sup>3</sup>/<sub>4</sub>" | K-5931-4U



**Indio® Smart Divide**

**UNDER-MOUNT**

Includes two sink racks,  
cutting board and colander.

33" x 21<sup>1</sup>/<sub>8</sub>" x 9" | K-6411

\*For full warranty details, visit [KOHLER.com/Warranty](http://KOHLER.com/Warranty).

For more colors, installation types and sizes,  
visit [KOHLER.com/CastIronKitchenSinks](http://KOHLER.com/CastIronKitchenSinks)





# KOHLER® ENAMELED CAST IRON



*Napa™*  
UNDER-MOUNT  
18¾" x 20⅞" x 9" | K-5848



*Whitehaven® Self-Trimming®*  
UNDER-MOUNT APRON-FRONT  
23½" x 21⅞" x 9" | K-5665 (tall apron, shown)  
23½" x 21⅞" x 9" | K-5664 (short apron)



*Iron/Tones®*  
TOP-MOUNT/UNDER-MOUNT  
17" x 18¾" x 7½" | K-6584



*Northland™*  
UNDER-MOUNT  
15" x 12⅝" x 7" | K-6589-U



*Porto Fino™*  
TOP-MOUNT/UNDER-MOUNT  
18⅜" diameter x 8" | K-6565



*Harborview™*  
TOP-MOUNT/WALL-MOUNT  
48" x 28" x 10" | K-6607



*Glen Falls™*  
TOP-MOUNT/UNDER-MOUNT  
25" x 22" x 13" | K-19017



*Park Falls™*  
TOP-MOUNT/UNDER-MOUNT  
21" x 22" x 12½" | K-19022





KITCHEN SINKS

# NEOROC™ COMPOSITE

Exceptionally durable, Neoroc sinks offer a matte finish designed to complement a variety of countertops. Neoroc absorbs the impact of falling pots and pans and is scratch-, stain- and chip-resistant.



## *Cairn*®

UNDER-MOUNT DOUBLE-EQUAL

Includes one sink rack.  
33½" x 18⅝" x 9½" | K-8199-CM1



## *Cairn*

UNDER-MOUNT LARGE/MEDIUM

Includes large sink rack.  
33½" x 18⅝" x 9½"/7½" | K-8204-CM2



## *Cairn*

UNDER-MOUNT SINGLE-BOWL

Includes sink rack.  
33½" x 18⅝" x 9½" | K-8206-CM1





# STAINLESS STEEL

Stainless steel is eminently practical and extremely versatile. It's resistant to staining and easy to clean. Let your style shine with more than 120 stainless steel sink shapes, sizes and designs.



### *Vault™ Self-Trimming®*

UNDER-MOUNT APRON-FRONT

Includes sink rack.

- 35½" x 21¼" x 9" | K-3945 (Smart Divide® short, shown)
- 35½" x 21¼" x 9" | K-3943 (short apron)
- 35¾" x 24⅝" x 9" | K-3942 (tall apron)
- 35¾" x 24⅝" x 9" | K-3944 (tall apron)
- 29¾" x 24⅝" x 9" | K-3935 (tall apron)
- 29½" x 21¾" x 9" | K-3936 (short apron)



### *Vault*

TOP-MOUNT/UNDER-MOUNT

Includes sink rack.

- 33" x 22" x 9" | K-3821 (shown)
- 25" x 22" x 9" | K-3822
- 25" x 22" x 6" | K-3894



### *Undertone®*

UNDER-MOUNT

23" x 17½" x 9½" | K-3325

Available in a range of sizes from 35⅛" to 15¾" in a variety of configurations.




### *Strive® Self-Trimming*

UNDER-MOUNT APRON-FRONT

Includes sink rack.

- 35½" x 21¼" x 9" | K-5415 (tall apron, shown)
- 35½" x 21¼" x 9" | K-5416 (tall apron)
- 29½" x 21¼" x 9" | K-5417 (tall apron)



### *Strive*

UNDER-MOUNT

Includes sink rack, dishcloth bar and utility shelf.

- 32" x 18¼" x 9" | K-5281 (shown)
- 35½" x 20¼" x 9" | K-5282
- 24" x 18¼" x 9" | K-5286



### *8 Degree™*

UNDER-MOUNT

Includes wine glass rack and two sink racks.

- 33" x 18" x 9¾" | K-3672 (shown)
- 33" x 18" x 9¾" | K-3673



### *Poise®*

UNDER-MOUNT

- 33" x 18" x 9⅛" | K-3160-NA (shown)
- 33" x 18" x 9⅝" | K-3159-NA
- 33" x 18" x 9½" | K-3158-NA



### *Prolific®*

UNDER-MOUNT

- Includes bamboo cutting board, two grated racks, colander and washbin.
- 33" x 17¾" x 10" | K-5540



### *Stages™*

UNDER-MOUNT WITH WET SURFACE AREA

- Includes flip tray, six prep bowls, walnut cutting board, accessory storage rack and sink rack.
- 33" x 18½" x 9½" | K-3760 (shown)
- 45" x 18½" x 9½" | K-3761





KITCHEN SINKS WITH PRESERVE® COATING

# STAINLESS STEEL

Undertone® Preserve sinks feature a unique scratch-resistant coating that offers even more protection to keep your sink looking newer longer.

- Withstands everyday wear and tear from pots and pans or broken glassware
- Constructed of premium stainless steel
- As easy to clean as any standard stainless steel sink
- SilentShield® sound absorption technology significantly reduces noise



*Undertone Preserve*

**UNDER-MOUNT SINGLE-BOWL**

Includes sink rack.  
31¼" x 17⅞" x 9" | K-5290-HCF



*Undertone Preserve*

**UNDER-MOUNT SINGLE-BOWL**

Includes sink rack.  
23" x 17½" x 9½" | K-3325-HCF



*Undertone Preserve*

**UNDER-MOUNT DOUBLE-EQUAL**

Includes one sink rack.  
31½" x 18" x 9½" | K-3171-HCF



*Undertone Preserve*

**UNDER-MOUNT EXTRA-LARGE/MEDIUM**

Includes left-hand sink rack.  
35⅞" x 20⅞" x 9½"/7½" | K-3356-HCF



# STAINLESS STEEL



**Brinx**<sup>®</sup>  
TOP-MOUNT  
19" x 19" x 6" | K-3674



**Undertone**<sup>®</sup>  
UNDER-MOUNT  
23" x 17½" x 11¼" | K-6661



**Vault**<sup>™</sup>  
TOP-MOUNT/UNDER-MOUNT  
Includes sink rack.  
15" x 15" x 9" | K-3840-3



**Ballad**<sup>™</sup>  
TOP-MOUNT  
25" x 22" x 11¼" | K-5798-1



**8 Degree**<sup>™</sup>  
UNDER-MOUNT  
Includes sink rack and wine glass rack.  
18" x 18" x 9¾" | K-3671



**Strive**<sup>®</sup>  
UNDER-MOUNT  
Includes sink rack.  
15" x 15" x 9" | K-5287



**Poise**<sup>®</sup>  
UNDER-MOUNT  
Includes sink rack and bamboo cutting board.  
18" x 18" x 9¾" | K-3161





# *FAUCETS*

We meld stunning design with steadfast performance to create KOHLER® kitchen faucets. Tough and beautiful, they're leak-free and on-task, standing up twice as well as the industry standard. Choose a KOHLER faucet and count on a lifetime of practical beauty.

# FAUCET GUIDE

## FORM

Select your faucet form: What's your faucet style? Do you need a high-arch spout to accommodate large cookware? Do you prefer to operate the faucet with a single handle or two handles?

Choose a pull-down or pullout model for all-in-one function, or select a wall-mount faucet to keep the countertop clear. Many models are available in multiple sizes to pair with different sink sizes and kitchen task areas.

### *Pull-Down & Pullout Spouts*

---



#### **Pull-Down**

If you prefer a clean sink deck without a sidespray, a pull-down model might be the right choice for you.

- Generous spout height
- Multiple spray options
- Eliminates the need for a separate sidespray
- Touchless technology in some pull-down faucet models simplifies prepping, cleaning and cooking



#### **Pullout**

With functionality similar to a pull-down faucet, pullout models generally have a larger section of the faucet that pulls away.

- Available with multiple spray functions
- Offers a larger grip area
- Some people prefer the convenience of a longer spray handle

### *Standard Spout*

---



#### **Single-Handle**

- Volume and temperature are controlled by a single lever
- Lever is located on the faucet or next to it



#### **Two-Handle**

- Familiar design and function
- Separate temperature controls
- Lever, cross or wristblade handles
- Some designs are available in deck- or wall-mount models

## *Standard Spout*

---



### **Bridge**

- A new interpretation of a classic design
- Two-handed with generous swing spout
- Many designs are available in deck- or wall-mount models



### **Wall-Mount**

- Reduces countertop clutter
- Makes for easy cleanup around the sink

## *Additional Task Area*

---



### **Pot Fillers**

Fill your pot right where you need it and avoid carrying a heavy, water-filled pot across the kitchen.

- Inspired by professional chefs
- Installed above or next to your stovetop
- Mount to counter or wall



### **Bar**

Include a second faucet and sink to simplify food prep and make entertaining more convenient.

- Reduced size coordinates with prep and bar sinks



### **Beverage**

Add convenience and streamline your entertaining with faucets that provide pure, refreshing water.

- Dispense filtered drinking water

# FAUCET GUIDE

## FUNCTIONS

Helping you work faster and easier in the kitchen, our faucets include innovative features. Choose the functions that complement how you prep and cook and clean in the kitchen.

### *The KOHLER® Advantage*

Innovative designs and technology that work – that’s the KOHLER advantage. Magnetic docking, sprayfaces that withstand mineral buildup and effortless hose control provide functional versatility.



#### **DockNetik®**

DockNetik is a magnetic docking system located within the spout that securely locks the pull-down sprayhead into place.



#### **ProMotion®**

ProMotion technology combines a braided hose with a swiveling ball joint that won't kink or tangle for effortless sprayhead control.



#### **MasterClean™**

The MasterClean sprayface withstands mineral buildup and wipes clean with a wet cloth.



#### **Aquifer®**

The Aquifer filtration system rests discreetly under your sink and delivers pure, particle-free water. Fits Wellspring® carafe beverage faucets.



## *Response® Technology*

Response touchless technology responds to your every move to ensure that prepping, cleaning and cooking all go more smoothly. No false activations, no interruptions from your daily routine. Simply wave a hand or utensil through the sensor window for reliable on and off operation every time.

- The sensor window at the underside of the spout responds within milliseconds
- If you forget to turn the faucet off, auto shutoff will kick in after four minutes of inactivity
- No need to replace batteries; simply connect to AC power
- Temperature may be adjusted simply by moving the handle – no need to adjust anything beneath the counter



# FAUCET GUIDE

## FUNCTION

### *Sprays*

Sprays help streamline kitchen tasks. They can quickly fill large pots with water, gently clean delicate fruits and sweep dirty dishes clean. And each is designed with thoughtful technology to stay on-task for years.



#### **BerrySoft® Spray**

Delicate fruits deserve a gentle touch. BerrySoft is a light spray that gently washes produce.



#### **Sweep® Spray**

Sweep your sink and dishes clean with Sweep spray's wide, powerful blade of water.



#### **Ring Spray**

Great for everyday cleaning tasks, this spray offers a precise and powerful flow of water.



#### **Stream**

A full, aerated stream of water that's great for quickly filling large pots.



#### **Pause**

Lets you interrupt the flow of water while you extend the sprayhead – for example, to water a plant or fill a coffee maker.

# FINISHES

Choose a finish that complements other metals in the room or one that makes its own bold style statement. Find a range of beautiful finishes for any kitchen design.

## *KOHLER® Lasting Finishes*

We offer one of the largest selections of faucet finishes – from warm, brushed tones to brilliant, polished hues. As tough as they are beautiful, each one resists corrosion twice as well as the industry standard.

- Vibrant® faucet finishes are created using PVD – Physical Vapor Deposition – to bond the finish and faucet together at the molecular level. This process creates an incredibly strong surface that's scratch- and tarnish-resistant.



Polished Chrome  
(CP)



Brushed Chrome  
(G)



Polished  
Stainless (S)



Vibrant  
Stainless (VS)



Brushed  
Stainless (BS)



Vibrant Polished  
Nickel (SN)



Vibrant Brushed  
Nickel (BN)




Vibrant Polished  
Brass (PB)



Vibrant Brushed  
Bronze (BV)




Oil-Rubbed  
Bronze (2BZ)




Matte Black  
(BL)



Black Black™  
(7)



White  
(0)



Biscuit  
(96)



KITCHEN FAUCETS

# TOUCHLESS PULL-DOWN

Response® touchless technology responds to your every move. Simply wave your hand, utensil or pot or pan through the sensor window for reliable on/off operation every time.



*Beckon*®

TOUCHLESS SINGLE-HANDLE FAUCET  
WITH PULL-DOWN SPOUT

15<sup>7</sup>/<sub>8</sub>" spout height | K-99332



*Sensate*®

TOUCHLESS SINGLE-HANDLE FAUCET  
WITH PULL-DOWN SPOUT

15<sup>1</sup>/<sub>2</sub>" spout height | K-72218 (shown)  
With Black accents | K-72218-B7





# PULL-DOWN

A popular choice, pull-down faucets give a clean, polished look to your kitchen and are versatile in function. Pull-down faucets feature a generous spout height as well as multiple spray options.



*Artifacts® with Offset Valve*  
SINGLE-HANDLE FAUCET  
17<sup>5</sup>/<sub>8</sub>" spout height | K-99260



*Artifacts*  
SINGLE-HANDLE FAUCET  
17<sup>5</sup>/<sub>8</sub>" spout height | K-99259 (shown)  
16" spout height | K-99261



*Bellera®*  
SINGLE-HANDLE FAUCET  
16<sup>3</sup>/<sub>4</sub>" spout height | K-560



*Cruette®*  
SINGLE-HANDLE FAUCET  
16<sup>3</sup>/<sub>4</sub>" spout height | K-780



*Simplice®*  
SINGLE-HANDLE FAUCET  
16<sup>5</sup>/<sub>8</sub>" spout height | K-596 (shown)  
15<sup>3</sup>/<sub>8</sub>" spout height | K-597







# PULLOUT

Offering multifunction sprayheads, pullout faucets generally have a larger section of the faucet that pulls away compared to the sprayhead on a pull-down faucet. If you prefer a larger area to grip, a pullout faucet may be right for you.



***Fairfax***  
SINGLE-HANDLE FAUCET  
8<sup>3</sup>/<sub>16</sub>" spout height | K-12177



***Forté***  
SINGLE-HANDLE FAUCET  
11<sup>13</sup>/<sub>16</sub>" spout height | K-10433



***Elate***  
FAUCET WITH LEVER HANDLE  
12<sup>1</sup>/<sub>16</sub>" spout height | K-13963



***Evoke***  
SINGLE-HANDLE FAUCET  
11<sup>15</sup>/<sub>16</sub>" spout height | K-6331 (shown)  
10<sup>7</sup>/<sub>16</sub>" spout height | K-6332



***Purist***  
SINGLE-HANDLE FAUCET  
11<sup>3</sup>/<sub>8</sub>" spout height | K-7505 (shown)  
9<sup>7</sup>/<sub>8</sub>" spout height | K-7506





# STANDARD SPOUT

Kohler offers a variety of faucets with multiple configurations and sidespray options.



*Antique*  
SINGLE-HANDLE KITCHEN FAUCET  
WITH SIDESPRAY  
8 $\frac{1}{8}$ " height | K-169



*Artifacts® Victorian*  
SINGLE-HANDLE KITCHEN FAUCET  
13 $\frac{1}{2}$ " spout height | K-99266 (shown)  
With sidespray | K-99265



*Artifacts*  
SINGLE-HANDLE KITCHEN FAUCET  
14 $\frac{11}{16}$ " spout height | K-99263 (shown)  
With sidespray | K-99262



*Essex®*  
TWO-HANDLE KITCHEN FAUCET  
15 $\frac{1}{2}$ " spout height | K-8762 (shown)  
With sidespray | K-8763



*Parq®*  
BRIDGE KITCHEN FAUCET  
14 $\frac{11}{16}$ " spout height with tri handles | K-6130-3 (shown)  
With sidespray | K-6131-3  
Lever handles | K-6130-4  
With sidespray | K-6131-4



*HiRise*  
BRIDGE KITCHEN FAUCET  
Deck-mount bridge with 18 $\frac{1}{8}$ " spout  
height | K-7337-4 (shown)  
Wall-mount bridge | K-7338-4  
Two-handle with 17 $\frac{1}{8}$ " spout height | K-7341-4



*Purist®*  
BRIDGE KITCHEN FAUCET  
Deck-mount bridge with 12 $\frac{1}{2}$ " spout  
height | K-7547-4 (shown)  
With sidespray | K-7548-4  
Wall-mount bridge | K-7549  
Single-handle with 11 $\frac{3}{8}$ " spout height | K-7507  
With sidespray | K-7508



*Karbon®*  
ARTICULATING KITCHEN FAUCET  
WITH REMOTE VALVE  
Deck-mount with 18" maximum  
spout height | K-6227 (shown)  
Wall-mount | K-6268





# POT FILLERS

Wonderfully convenient for the home cook, wall- or deck-mount pot fillers are installed next to or above a stovetop, giving you quick access to water without having to transfer pots back and forth to the sink.



*Artifacts*  
WALL-MOUNT  
K-99270



*Artifacts*  
DECK-MOUNT  
17<sup>3</sup>/<sub>4</sub>" height | K-99271



*HiRise*  
WALL-MOUNT  
K-7322-4



*HiRise*  
DECK-MOUNT  
15<sup>5</sup>/<sub>8</sub>" height | K-7323-4





# BAR & BEVERAGE

Great for islands, hand-washing stations, additional prep areas, beverage filling away from the primary sink or for small spaces when paired with a small-size sink.



*Artifacts® Victorian*  
SINGLE-HANDLE FAUCET  
12<sup>9</sup>/<sub>16</sub>" spout height | K-99267



*Artifacts Gentleman's™*  
SINGLE-HANDLE FAUCET  
13<sup>13</sup>/<sub>16</sub>" spout height | K-99268



*Artifacts*  
SINGLE-HANDLE FAUCET  
13<sup>1</sup>/<sub>8</sub>" spout height | K-99264



*Wellspring®*  
BEVERAGE FAUCET  
Traditional design with 7<sup>5</sup>/<sub>8</sub>" spout height | K-6666 (shown)  
Contemporary design with 8<sup>3</sup>/<sub>4</sub>" spout height | K-6665



*Essex®*  
TWO-HANDLE FAUCET  
14<sup>1</sup>/<sub>4</sub>" spout height | K-8761



*HiRise*  
TWO-HANDLE FAUCET  
14<sup>1</sup>/<sub>8</sub>" spout height | K-7342-4



*Evoke®*  
SINGLE-HANDLE FAUCET  
10<sup>7</sup>/<sub>16</sub>" spout height | K-6335



*Purist®*  
SINGLE-HANDLE FAUCET  
9<sup>7</sup>/<sub>8</sub>" spout height | K-7509 (shown)  
With sidespray | K-7511



*Karbon®*  
SINGLE-HANDLE ARTICULATING FAUCET  
15<sup>1</sup>/<sub>4</sub>" maximum spout height | K-6268









# *ACCESSORIES*

Keep your kitchen extra organized and looking fresh with KOHLER® accessories. Many of our sinks have coordinating accessories custom-made to fit the sink perfectly. We also offer a wide variety of universal accessories that simplify your tasks and keep your sink and counter area clean and clutter-free.

# ACCESSORIES GUIDE

## THE FINISHING TOUCH

Don't forget to outfit your sink with accessories for easier prep and cleanup. No matter which sink you choose, universal and custom sink accessories will add another level of functionality and convenience. Choose from a wide range of sink racks, cutting boards, caddies, colanders and more.



### *Universal Accessories*

Universal kitchen accessories let you reset your kitchen experience, making cooking, entertaining and cleanup more efficient. See how each of the thoughtfully designed products helps you speed through kitchen tasks and get back to doing what you love.



### *Custom Sink Accessories*

Our custom sink accessories add another level of function and convenience. Choose from a wide range of sink racks, cutting boards, caddies, colanders and more.



- Sink racks protect the sink base
- Cutting boards add functionality
- Sinks such as Stages™, Strive®, Prolific® and Riverby® are designed with integrated accessories
- Basic accessories are available for most sinks



## *Installed Sink Accessories*

For added convenience, consider installing soap/lotion dispensers and sidesprays, which will influence the number of faucet holes on your sink. These accessories, as well as your strainers and disposal flanges, can be finish matched to your faucet.



### **Soap/Lotion Dispensers**

- Use for liquid soap, dishwashing liquid or hand lotion
- Under-the-sink container keeps countertop clear
- Available in a range of designs and finishes



### **Sidespray**

- Pair a sidespray with a standard-spout faucet for a convenient way to rinse dishes and clean the sink
- Available in a range of designs and finishes



### **Strainers and Disposal Flanges**

- Available in a variety of finishes to coordinate with your faucet
- Easy to install



### **Hole Covers**

- Cover the extra sink hole drillings when installing a single-handle faucet on a three-hole sink

# UNIVERSAL ACCESSORIES



## *Surface Swipe*

SQUEEGEE FOR CLEANING UP SPILLS AND  
NYLON BRISTLES FOR SWEEPING CRUMBS  
K-6379-0



## *Dish Scraper*

HARD NYLON EDGE FOR SCRAPING  
BAKED-ON FOOD AND TOUGH MESSSES, SOFT  
EDGE CLEANS NONSTICK SURFACES  
K-8624-0



## *Sponge Caddy*

REMOVABLE STEEL SPONGE REST ALLOWS  
MAXIMUM AIRFLOW FOR DRYING  
K-6377-0



***Kitchen Sink Utility Rack***

IMPROVES WORKFLOW IN THE KITCHEN AND KEEPS CLUTTER OFF OF SURFACES IN AND AROUND THE SINK

White | K-5473-0 (shown)  
Charcoal | K-5473-CHR



***Paper Towel Holder***

WEIGHTED PAPER TOWEL HOLDER DESIGNED FOR EASY ONE-HANDED USE WITHOUT TIPPING OR UNRAVELLING

White | K-8618-0 (shown)  
Charcoal | K-8618-CHR



***Disinfecting Wipes Dispenser***

KEEPS YOUR DISINFECTING WIPES ACCESSIBLE IN YOUR KITCHEN OR BATHROOM

K-6382-0



***Brush Caddy***

HOLDS DISHWASHING TOOLS AND CATCHES EXCESS WATER RUNOFF

K-6378-0



***Soap Dispenser***

ERGONOMIC SPOUT DESIGN FOR ONE-HAND PUMPING

K-6383-0



***Silicone Trivet***

PROTECTS COUNTERTOP OR TABLE FROM HOT PANS AND SERVING DISHES

7" x 11½" x ¾" White | K-8619-0 (shown)  
7" x 11½" x ¾" Charcoal | K-8619-CHR



***Silicone Drying Mat***

ACCOMMODATES DISHES, POTS AND PANS FOR DRYING

11" x 15" x ¾" White | K-5472-0 (shown)  
11" x 15" x ¾" Charcoal | K-5472-CHR



***Custom Sink Accessories***

Our custom sink accessories add another level of function and convenience. Choose from a wide range of sink racks, cutting boards, caddies, colanders and more.

Shop all kitchen accessories at [KOHLER.com/KitchenAccessories](http://KOHLER.com/KitchenAccessories).



# ACCESSORIES

## Soap/Lotion Dispenser

---



Traditional  
K-1894-C



Transitional  
K-1893-C



Contemporary  
K-1895-C



HiRise  
K-7346

## Hardware

---



Artifacts®  
Knob | K-72578  
Pull | K-72579



Pinstripe®  
Knob | K-13126  
Pull | K-13125



Purist®  
Knob | K-14484  
Pull | K-14485



Bancroft®  
Knob | K-11425  
Pull | K-11426



Margaux®  
Knob | K-16262  
Pull | K-16263



Memoirs®  
Knob | K-522  
Pull | K-523

## Sidesprays

---



HiRise  
K-7344-4



Accent®  
K-10101

## Strainers & Disposal Flanges

---



Duostrainer®  
K-8803



Disposal Flange  
K-11352

## Hole Covers

---



Air Gap Cover  
K-9111



Sink hole cover  
K-8830





WOLF





The faucets, accessories and finishes of the Artifacts collection coordinate across a wide range of kitchen decors.



# *RESOURCES*

*196* KOHLER COLOR & FINISHES


*198* KITCHEN SINK COLORS

*200* KITCHEN FAUCET FEATURES

*202* KITCHEN FAUCET FINISHES

*204* GLOSSARY

FIXTURE COLORS



White  
(0)



Dune  
(NY)



Sea Salt  
(FF)



Biscuit  
(96)



Cane Sugar  
(FD)



Almond  
(47)



Ice Grey  
(95)



Sandbar  
(G9)



Mexican Sand  
(33)



Cashmere  
(K4)




Basalt  
(FT)



Thunder Grey  
(58)



Suede  
(20)




Black 'n Tan  
(KA)



Caviar  
(FP)



Matte Brown  
(CM2)



Matte Black  
(CM1)



Black Black  
(7)

---

## FAUCET FINISHES



Polished Chrome  
(CP)



Brushed Chrome  
(G)



Polished Stainless  
(S)



Vibrant, Stainless  
(VS)



Brushed Stainless  
(BS)



Vibrant Polished  
Nickel (SN)



Vibrant Brushed  
Nickel (BN)




Vibrant Polished  
Brass (PB)



Vibrant Brushed  
Bronze (BV)




Oil-Rubbed  
Bronze (2BZ)




Matte Black  
(BL)



Black Black-  
(7)



White  
(0)



Biscuit  
(96)

# Kitchen Sink Colors

Name	White (0)	Sea Salt (FF)	Biscuit (96)	Cane Sugar (FD)	Dune (NY)	Almond (47)	Ice Grey (95)	Sandbar (G9)	Mexican Sand (33)	Cashmere (K4)	Basalt (FT)	Thunder Grey (68)	Suede (20)	Black 'n Tan (KA)	Caviar (FP)	Matte Brown (CM2)	Matte Black (GM1)	Black Black (7)
<b>Tile-In</b>																		
Alcott	•		•			•												•
Cape Dory	•		•			•												•
Delafield	•		•			•												•
Dickinson	•		•			•												•
Executive Chef	•		•			•												•
Hawthorne	•		•			•												•
<b>Top-Mount</b>																		
Bakersfield	•	•	•	•		•	•	•		•			•	•				•
Bellegrove	•	•	•	•		•	•	•		•			•	•				•
Brookfield	•	•	•	•		•	•	•		•			•	•				•
Cape Dory	•	•	•	•		•	•	•		•			•	•				•
Deerfield	•	•	•	•		•	•	•		•			•	•				•
Delafield	•		•			•												•
Efficiency	•		•			•												•
Executive Chef	•	•	•	•		•	•	•		•			•	•				•
Gilford	•		•			•												•
Hartland	•	•	•	•		•	•	•		•			•	•				•
Langlade	•	•	•	•		•	•	•		•			•	•				•
Lawnfield	•	•	•	•		•	•	•		•			•	•				•
Mayfield	•		•			•												•
Riverby	•	•	•	•		•	•	•		•			•	•				•
Tanager	•	•	•	•		•	•	•		•			•	•				•
Wheatland	•	•	•	•		•	•	•		•			•	•				•
<b>Under-Mount</b>																		
Alcott	•		•			•												•
Bakersfield	•	•	•	•	•	•	•	•	•	•	•	•	•	•	•	•		•
Bellegrove	•	•	•	•	•	•	•	•	•	•	•	•	•	•	•	•		•
Brookfield	•	•	•	•	•	•	•	•	•	•	•	•	•	•	•	•		•
Cairn																•	•	
Cape Dory	•	•	•	•	•	•	•	•	•	•	•	•	•	•	•	•		•

Name	White (0)	Sea Salt (FF)	Biscuit (96)	Cane Sugar (FD)	Dune (NY)	Almond (47)	Ice Grey (95)	Sandbar (G9)	Mexican Sand (33)	Cashmere (K4)	Basalt (FT)	Thunder Grey (68)	Suede (20)	Black 'n Tan (KA)	Caviar (FP)	Matte Brown (CM2)	Matte Black (CM1)	Black Black (7)
<b>Under-Mount</b>																		
Deerfield	•	•	•	•	•	•	•	•	•	•	•	•	•	•	•			•
Dickinson	•	•	•	•	•	•	•	•	•	•	•	•	•	•	•			•
Executive Chef	•	•	•	•	•	•	•	•	•	•	•	•	•	•	•			•
Hartland	•	•	•	•	•	•	•	•	•	•	•	•	•	•	•			•
Hawthorne	•	•	•	•	•	•		•		•	•	•	•	•	•			•
Indio	•	•	•	•	•	•	•	•	•	•	•	•	•	•	•			•
Iron/Tones	•	•	•	•	•	•	•	•	•	•	•	•	•	•	•			•
Langlade	•	•	•	•	•	•	•	•	•	•	•	•	•	•	•			•
Lawnfield	•	•	•	•	•	•	•	•	•	•	•	•	•	•	•			•
Riverby	•	•	•	•	•	•	•	•	•	•	•	•	•	•	•			•
Tanager	•	•	•	•	•	•	•	•	•	•	•	•	•	•	•			•
Wheatland	•	•	•	•	•	•	•	•	•	•	•	•	•	•	•			•
Whitehaven	•	•	•	•	•	•	•	•	•	•	•	•	•	•	•			•
Whitehaven Hayridge	•																	
<b>Bar &amp; Utility</b>																		
Addison Bar	•		•			•												•
Gimlet Bar	•		•			•												•
Glen Falls Utility	•	•	•	•	•	•	•	•	•	•	•	•	•	•	•			•
Harborview Utility	•		•			•												•
Iron/Tones Bar	•	•	•	•	•	•	•	•	•	•	•	•	•	•	•			•
Napa Bar	•	•	•	•	•	•	•	•	•	•	•	•	•	•	•			•
Northland Bar (Top-Mount)	•		•			•												•
Northland Bar (Under-Mount)	•	•	•	•	•	•	•	•	•	•	•	•	•	•	•			•
Park Falls Utility	•	•	•	•	•	•	•	•	•	•	•	•	•	•	•			•
Porto Fino Bar	•	•	•	•	•	•	•	•	•	•	•	•	•	•	•			•
River Falls Utility	•	•	•	•	•	•	•	•	•	•	•	•	•	•	•			•

# Kitchen Faucet Features

Name	Touchless Pull-Down	Pull-Down	Pullout	Single-Handle	Single-Handle with Sidespray	Two-Handle	Two-Handle with Sidespray	Single-Handle Remote Valve
<b>Kitchen Faucet</b>								
Antique					•		•	
Artifacts		•		•	•			
Beckon	•							
Bellera		•						
Carafe								
Clairette		•						
Clearwater								
Coralais			•		•	•	•	
Cruette		•						
Elate			•					
Essex						•	•	
Evoke			•					
Fairfax			•	•	•		•	•
Forté			•		•		•	•
HiRise						•		
Karbon								•
Parq								
ProMaster								•
Purist			•	•	•			
Revival							•	
Sensate	•							
Simplice		•						•
Vinnata		•						
Wellspring								



Deck-Mount Bridge	Deck-Mount Bridge with Sidespray	Wall-Mount Bridge	Wall-Mount	Deck-Mount Pot Filler	Wall-Mount Pot Filler	Bar Faucet	Beverage Faucet	Escutcheon	Name
									<b>Kitchen Faucet</b>
			•						Antique
				•	•			•	Artifacts
								•	Beckon
								•	Bellera
							•		Carafe
								•	Clairette
			•						Clearwater
						•		•	Coralais
								•	Cruette
								•	Elate
						•		•	Essex
						•			Evoke
						•		•	Fairfax
						•		•	Forté
•		•		•	•	•			HiRIse
			•			•			Karbon
•	•								Parq
									ProMaster
•	•	•				•			Purist
						•			Revival
								•	Sensate
								•	Simplice
								•	Vinnata
							•		Wellspring

# Kitchen Faucet Finishes

Name	Polished Chrome (CP)	Brushed Chrome (G)	Polished Stainless (S)	Vibrant Stainless (VS)	Brushed Stainless (BS)	Vibrant Polished Nickel (SN)	Vibrant Brushed Nickel (BN)	Vibrant Polished Brass (PB)	Vibrant Brushed Bronze (BV)	Oil-Rubbed Bronze (2BZ)	Matte Black (BL)	Black Black (7)	White (0)	Biscuit (96)
<b>Kitchen Faucet</b>														
Antique	•						•	•						
Artifacts	•			•		•				•				
Beckon	•			•						•				
Bellera	•			•						•				
Carafe	•			•										
Clairette	•			•			•						•	
Clearwater	•													
Coralais	•	•					•					•	•	•
Cruette	•			•						•				
Elate	•			•										
Essex	•			•			•	•						
Evoke	•			•										
Fairfax	•	•					•	•	•	•				
Forté	•	•		•			•		•					
HiRise			•		•									
Karbon	•			•										
Parq	•			•		•				•				
ProMaster	•													
Purist	•			•		•					•			
Revival	•						•	•	•					
Sensate	•			•										
Simplice	•			•							•			
Vinnata	•	•		•		•	•		•	•				
Wellspring	•	•		•			•		•		•			



Purist. Bar Faucet K-509-BL  
Contemporary Soap/Lotion Dispenser K-1995-BL  
Porto Fino. Under-Mount Bar Sink K-6565-7

## *Aerated Spray*

A standard faucet stream designed to fill large pots and vases quickly.

## *Apron-Front*

A style of sink (also referred to as a farmhouse sink) with an exposed front panel. Apron-front sinks are available in enameled cast iron, stainless steel and fireclay models.

## *Bar Faucet*

A faucet designed and scaled specifically for use with a secondary or bar sink. These faucets frequently have a coordinating full-size kitchen sink faucet counterpart.

## *Bar Sink*

A sink designed for a family room or entertainment area. Bar sinks may also be paired with kitchen sinks for food prep or cleanup.

## *BerrySoft.*

A gentle spray designed to wash fruits and vegetables.

## *Beverage Faucet*

A faucet that dispenses filtered drinking water.

## *Bowl Configuration*

The size and depth relationship between bowls in a double- or triple-bowl sink; for example, large/medium, high/low or double-equal.

## *Bowl Count*

The number of bowls in a sink: one, two or three.

## *Bridge Faucet*

A two-handle faucet in which the handles and spout are connected by a “bridge,” similar to faucet styles in the early days of plumbing.

## *Deck-Mount*

A faucet installation style. A deck-mount faucet can be mounted on a sink or on the countertop behind it.

## *Dock&Netik.*

A magnetic docking system that securely holds the sprayhead in place.

## *Double-Equal*

A sink configuration with two bowls of identical size and shape.

## *Escutcheon*

An ornamental plate used to install a single-hole faucet on a three-hole sink by covering the extra holes.

## *Faucet Accessory*

An accessory designed to complement faucets in style and functionality, including soap/lotion dispensers, sidesprays, drains, strainers, and air gap and faucet hole covers.

## *Faucet Family*

Coordinating faucets, such as a kitchen sink faucet and bar sink faucet, in the same design.

## *Faucet Hole*

Pre-drilled holes on a sink for faucet installation and for the installation of additional items, such as a sidespray, soap/lotion dispenser or beverage faucet. Before choosing a sink and faucet, be sure the number of holes on the sink matches what you need.

## *KOHLER, Enameled Cast Iron*

A material made in part with recycled iron that is poured into castings, cooled, covered with a powdered glass mixture and fired to a smooth, gloss finish.

## *MasterClean.*

An easy-to-clean silicone sprayface that withstands mineral buildup.

## *Neoroc.*

Kitchen sinks made of Neoroc composite material are exceptionally durable with a warm, matte finish that complements natural countertops.

## *Offset*

A sink configuration with two bowls of different size, depth and/or shape.

## *Pause Function*

A feature that allows you to pause the water midstream for filling pots or watering plants on the countertop.

---

### ***Pot Filler***

A wall- or deck-mount faucet, installed next to or above a stove, designed for filling pots.

### ***ProMotion. Technology***

A braided hose and swiveling ball joint that prevent tangling and offer smooth operation.

### ***Pull-Down Faucet***

A faucet with a sprayhead that pulls down and typically features multiple spray options.

### ***Pullout Faucet***

A faucet with a multifunction sprayhead that pulls out for rinsing and spraying. Pullout faucets feature a larger grip area than pull-down faucets.

### ***PVD***

An abbreviation of Physical Vapor Deposition, the method used to bond Vibrant. finishes to the faucet body.

### ***Self-Trimming.***

A feature of select apron-front sinks that lets you install an apron-front sink with most conventional cabinetry and minimal trim work.

### ***Sidespray***

A small spray nozzle, completely separate from the faucet, with a pullout hose.

### ***Single-Handle Faucet***

A faucet that has a one-lever control for volume and temperature. The control may be attached to the spout or stand apart.

### ***Sink Accessory***

A rack, cutting board or other accessory available for sinks.

### ***Smart Divide.***

A two-bowl sink design developed by Kohler that features a low divider between the bowls to better accommodate pots and pans.

### ***Spray***

A precise and powerful flow of water made for everyday cleaning tasks.

### ***Sweep.***

A forceful spray with specially angled nozzles creating a blade of water that sweeps food debris from plates and the sink's surface.

### ***Three-Function Sprayhead***

A sprayhead that combines an aerated spray with additional sprays or functions.

### ***Top-Mount***

A sink installation style in which the sink rim rests on the countertop surface. Top-mount sinks are often paired with laminate counters.

### ***Two-Handle Faucet***

A faucet with two separate controls: one for hot water and one for cold.

### ***Under-Mount***

A sink installation style in which the sink mounts beneath the counter and is typically used with solid-surface countertop materials.

### ***Under-Mount Sink Kit***

An installation kit for KOHLER® under-mount sinks that eliminates the need to build a wood frame or drill into the countertop.

### ***Undertone. Preserve Sinks***

Sinks that feature a scratch-resistant top coat that protects the sink from everyday wear and tear.

### ***Undertone Sinks***

A line of KOHLER sinks that can be grouped to create customized configurations.

### ***Wall-Mount***

A faucet installation style in which the faucet mounts to the wall instead of to the sink or counter.





HiRise Deck-Mount Pot Filler K-7323-4-BS











THE BOLD LOOK  
OF **KOHLER**®

Form 16-2084-0616  
© 2016 by Kohler Co.  
Kohler, Wisconsin 53044  
Printed in U.S.A.  
1-800-4-KOHLER  
(1-800-456-4537)